


















TS
D

Worklist: 2427

<u>LAB CASE</u>	<u>ITEM</u>	<u>TASK ID</u>	<u>DESCRIPTION</u>	
M2018-2145	2	116902	AM 28 Blood Multi-Drug Quant Panel 1 by LC-QC	
M2018-2177	1	116903	AM 28 Blood Multi-Drug Quant Panel 1 by LC-QC	
M2018-2208	1	116904	AM 28 Blood Multi-Drug Quant Panel 1 by LC-QC	
M2018-2440	3	116906	AM 28 Blood Multi-Drug Quant Panel 1 by LC-QC	
M2018-2499	2	116907	AM 28 Blood Multi-Drug Quant Panel 1 by LC-QC	
P2018-1155	3	116908	AM 28 Blood Multi-Drug Quant Panel 1 by LC-QC	
P2018-1317	1	116909	AM 28 Blood Multi-Drug Quant Panel 1 by LC-QC	
P2018-1325	1	116910	AM 28 Blood Multi-Drug Quant Panel 1 by LC-QC	
P2018-1326	1	116911	AM 28 Blood Multi-Drug Quant Panel 1 by LC-QC	
P2018-1376	1	116913	AM 28 Blood Multi-Drug Quant Panel 1 by LC-QC	
P2018-1399	1	116914	AM 28 Blood Multi-Drug Quant Panel 1 by LC-QC	
P2018-1400	1	116915	AM 28 Blood Multi-Drug Quant Panel 1 by LC-QC	
P2018-1408	1	116917	AM 28 Blood Multi-Drug Quant Panel 1 by LC-QC	
P2018-1409	1	116918	AM 28 Blood Multi-Drug Quant Panel 1 by LC-QC	
P2018-1410	1	116919	AM 28 Blood Multi-Drug Quant Panel 1 by LC-QC	
P2018-1431	1	116920	AM 28 Blood Multi-Drug Quant Panel 1 by LC-QC	
P2018-1493	1	116922	AM 28 Blood Multi-Drug Quant Panel 1 by LC-QC	

P S

Worklist: 2455

<u>LAB CASE</u>	<u>ITEM</u>	<u>TASK ID</u>	<u>DESCRIPTION</u>
M2018-2093	1	117802	AM 28 Blood Multi-Drug Quant Panel 1 by LC-QC



AM# 28: Multi-Drug Quantitation in Blood by LC-MS/MS

TS
AS

Extraction Date: 05/29/2018
Plate lot#: 0507680

Analyst: Tamara Salazar
Plate Expiration: 06/05/18

Mobile phase A: 5mM Amm Form + 0.01% FA
0.5M Ammonium Hydroxide
Mobile phase B: 0.01% Formic Acid in MeOH
Ethyl Acetate 20% Methanol in Water
Blank Blood Lot: 361331-1
LCMS-QQQ ID: 59740
Column: Agilent 120 EC-C18 (2.1x 100-4um)

Pre-Analytic:

- 1. Check levels of mobile phases and needle wash refill as needed. Ensure waste is not full.
- 2. Ensure correct column is installed and begin mobile phase flow allow to equilibrate ~ 30 minutes.
- 3. Create worklist: _____

Analytic:

- 1. Remove standards, plate, controls, and samples from cold storage. Allow to reach room temperature.
- 2. Pipette **250µL blood (calibrated pipette) Pipette ID: 3** in wells of analytical (standards) plate.
- 3. Place on shaking incubator at ambient temp., 900rpm for 15 minutes. *Shaker ID: 067105*
- 4. Pipette **250µL 00.5M ammonium hydroxide** in wells of analytical plate.
- 5. Place on shaking incubator at ambient temp., 900rpm for 15 minutes.
- 6. Transfer **300µL of blood+base** mixture to corresponding wells of SLE+ plate.
- 7. Apply positive pressure for approx. 10-15 seconds (or until no liquid remains on top of sorbent).
(Load at 85-100 PSI- Selector to the right) Manifold ID: 067104
- 8. Wait 5 minutes.
- 9. Add **900uL ethyl acetate**.
- 10. Wait 5 minutes.
- 11. Apply positive pressure for approx. 15 seconds. *(10-15 PSI- Selector to the left)*.
- 12. Add **900uL ethyl acetate**.
- 13. Wait 5 minutes.
- 14. Apply positive pressure for approx. 15 seconds. *(10-15 PSI- Selector to the left)*.
- 15. Remove plate containing eluate. Place on SPE Dry and evaporate to dryness at approx. 35°C.
SPE Dry ID: 067103
- 16. Reconstitute in **100µL 20% MeOH** and heat seal plate with foil. Place in autosampler and run worklist.

Post-Analytic

- 1. Create batch and process data.
Worklist path: *C:\MassHunter\Data\2018\MD Quant\052918 MDQ P1 P2 TS*
Batch Name: *052918 MDQ P1a worklist 2427 TS*
052918 MDQ P1b worklist 2427 TS
- 2. Make necessary changes to integration limits
- 3. Integration linear and R² values ≥0.98 for each analyte.
- 4. For unknown samples and controls: response ratio within 20% of average of controls and standards, RT within +/- 5% (tramadol RT +/-2%), S/N for primary transition >10 and secondary transitions >5.
- 5. Did all QCs pass for each analyte? Y / N _____ Add Control data to QC tracking spreadsheet.
- 6. Central File Packet to include: LIMS Worklist, Method Checklist, Calibration and Control Reports.

AM# 28: Multi-Drug Quantitation in Blood by LC-MS/MS Cont.

B
R

Extraction Date: 05/29/2018
Plate lot#: 0507680

Analyst: Tamara Salazar
Plate Expiration: 06/05/18

COMMENTS: *Curves Limited: 6-MAM: 2.5-100*
Lorazepam: 10-1000
Norhydrocodone: 5-500
Tramadol: 5-500
Venlafaxine: 5-500
Fluoxetine: 25-1000
Norbuprenorphine: 5-100
Quetiapine: 5-500

AM# 28: Multi-Drug Quantitation in Blood by LC-MS/MS

TS
D

Extraction Date: 05/29/18

Analyst: Sarah Pickle

Plate lot#: 0507680

Plate Expiration: 06/05/18

Mobile phase A: 5mM Amm Form + 0.01% FA
0.5M Ammonium Hydroxide

Mobile phase B: 0.01% Formic Acid in MeOH
Ethyl Acetate 20% Methanol in Water

Blank Blood Lot: 361331-1

Column: Agilent 120 EC-C18 (2.1x 100-4um)

LCMS-QQQ ID: 59740

Pre-Analytic:

- 1. Check levels of mobile phases and needle wash refill as needed. Ensure waste is not full.
- 2. Ensure correct column is installed and begin mobile phase flow allow to equilibrate ~ 30 minutes.
- 3. Create worklist: _____

Analytic:

- 1. Remove standards, plate, controls, and samples from cold storage. Allow to reach room temperature.
- 2. Pipette **250µL blood (calibrated pipette) Pipette ID: #3** in wells of analytical (standards) plate.
- 3. Place on shaking incubator at ambient temp., 900rpm for 15 minutes. *Shaker ID: 067105*
- 4. Pipette **250µL 00.5M ammonium hydroxide** in wells of analytical plate.
- 5. Place on shaking incubator at ambient temp., 900rpm for 15 minutes.
- 6. Transfer **300µL of blood+base** mixture to corresponding wells of SLE+ plate.
- 7. Apply positive pressure for approx. 10-15 seconds (or until no liquid remains on top of sorbent).
(Load at 85-100 PSI- Selector to the right) Manifold ID: 067104
- 8. Wait 5 minutes.
- 9. Add **900uL ethyl acetate**.
- 10. Wait 5 minutes.
- 11. Apply positive pressure for approx. 15 seconds. *(10-15 PSI- Selector to the left)*.
- 12. Add **900uL ethyl acetate**.
- 13. Wait 5 minutes.
- 14. Apply positive pressure for approx. 15 seconds. *(10-15 PSI- Selector to the left)*.
- 15. Remove plate containing eluate. Place on SPE Dry and evaporate to dryness at approx. 35°C.
SPE Dry ID: 067103
- 16. Reconstitute in **100µL 20% MeOH** and heat seal plate with foil. Place in autosampler and run worklist.

Post-Analytic

- 1. Create batch and process data.
Worklist path: 052918 MDQ P1 P2 TS Batch Name: 052918 MDQ P1a worklist 2427 TS
- 2. Make necessary changes to integration limits
- 3. Integration linear and R² values ≥0.98 for each analyte.
- 4. For unknown samples and controls: response ratio within 20% of average of controls and standards, RT within +/- 5% (tramadol RT +/-2%), S/N for primary transition >10 and secondary transitions >5.
- 5. Did all QCs pass for each analyte? Y / N _____ Add Control data to QC tracking spreadsheet.
- 6. Central File Packet to include: LIMS Worklist, Method Checklist, Calibration and Control Reports.

COMMENTS: Steps 3-16 were performed as Tamara Salazar acting as the primary analyst. I witnessed and approved of all steps performed in the method.

Curve range limited: 6-MAM 2.5-100, Lorazepam 10-1000, Norhydrocodone 5-500, Tramadol 5-500, Venlafaxine 5-500

D



Idaho State Police Forensic Services

TS

AM #28 Blood Multi-Drug Confirmatory Analysis by LCMS-QQQ

Analyst: Tamara Salazar and Sarah Pickle TS
 Extraction Date: 05/29/18
 Worklist Number: 2427 and 2455 TS

<i>Reagent</i>	<i>Lot Number</i>	<i>Expiration Date</i>	<i>Date in Service</i>	<i>Date Out of Service</i>	<i>Initials</i>
ToxBox Benzo/Opiate Quant Plate	0507680	06/05/18			
Negative Blood	361331-1		05/25/18		
Methanol External Control Solution	121217	06/12/18	12/12/17		
Blood External Control Solution	WS121217	06/12/18	12/12/17		
0.5M Ammonium Hydroxide	032918	09/29/18	03/29/18		
Formic Acid (LCMS Grade)	095180B		11/15/17		
Water (LCMS Grade)	177528		03/05/18		
Methanol (LCMS Grade)	177145		04/11/18		
Ammonium Formate (LCMS Grade)	A0287238		01/30/17		
Ammonium Hydroxide (ACS grade or better)	053200		08/03/07		
Ethyl Acetate (ACS grade or better)	100362		06/26/17		
20% LCMS Methanol in LCMS Water	052918	Make Fresh	052918		
5mM Ammonium Formate + 0.01% Formic Acid in Water (Mobile Phase A)	051018		05/10/18		
0.01% Formic Acid in Methanol (Mobile Phase B)	031918		03/19/18		
Needle Rinse--75% LCMS MeOH in LCMS Water	052918		05/29/18		

Methanol External Control Solution (Lot:121217)
 100 ul each 1 mg/mL stock solution in 9600 ul MeOH

<i>Component</i>	<i>Source</i>	<i>Source Lot Number</i>	<i>Expiration Date</i>
Methanol (LCMS)	Fisher	172516	
Trazodone	Cerilliant	FN12151403	01/01/2020
Ketamine	Cerilliant	FE01131504	02/01/2020
Morphine	Cerilliant	FE08141515	11/01/2020
Quetiapine	Cerilliant	FN02021502	02/01/2020
Prepared:	12/12/17		
Prepared By:	Tamara Salazar		
Expires:	06/12/18		

TS
A

Blood External Control Solution (Lot: WS121217)

50 ul of methanol external control solution was added to 9950 ul of blood.

Component	Source	Source Lot Number
Negative Blood	Hemostat	361331-3
Methanol External Control Solution		121217
Prepared:	12/12/17	
Prepared by:	Tamara Salazar	
Expires:	06/12/18	

0.5M Ammonium Hydroxide (Lot: 032918)

Component	Source	Source Lot Number
Ammonium Hydroxide (ACS grade or better)	Fisher	053200
DI Water	-	-
Prepared:	03/29/18	
Prepared By:	Tamara Salazar	
Expires:	09/29/18	

20% LCMS Methanol in LCMS Water (Lot: Prepared Fresh)

Component	Source	Source Lot Number
MeOH (LCMS Grade)	Fisher	177145
Water (LCMS Grade)	Fisher	177528

5mM Ammonium Formate + 0.01% Formic Acid in Water (Lot: 051018)

Component	Source	Source Lot Number
Ammonium Formate	Arcos Organic	A0287238
LCMS Water	Fisher	177528
Formic Acid	Fisher	095180B
Prepared:	05/10/18	
Prepared By:	Sarah Pickle	

0.01% Formic Acid in LCMS Methanol (Mobile Phase B) (Lot: 031918)

Component	Source	Source Lot Number
Formic Acid	Fisher	095180B
MeOH (LCMS Grade)	Fisher	172517
Prepared:	03/19/18	
Prepared By:	Tamara Salazar	

Needle Rinse (75% LCMS MeOH in LCMS Water) (Lot: 052918)

Component	Source	Source Lot Number
MeOH (LCMS Grade)	Fisher	177145
Water (LCMS Grade)	Fisher	177528
Prepared:	05/29/18	
Prepared By:	Tamara Salazar	

TS TS

ISP FORENSICS - Pocatello Instrument # 59740

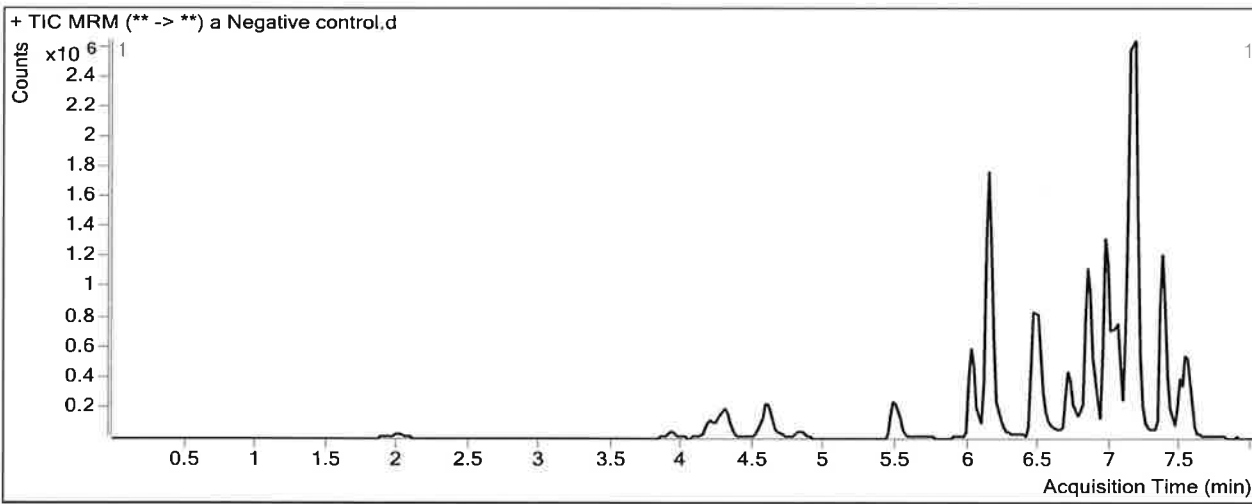
Multi-Drug Confirmatory Analysis Report

Batch Data Path C:\MassHunter\Data\2018\MD Quant\052918 MDQ P1 P2 TS\QuantResults\052918 MDQ P1a worklist 2427 TS
Analysis Time 6/1/2018 10:46 AM **Analyst Name** ISPUser
Report Time 6/6/2018 11:30 AM **Reporter Name** ISPUser
Last Calib Update 6/1/2018 10:46 AM **Batch State** Processed

Analysis Info

Acq Time 2018-05-30 02:17 **Data File** a Negative control.d
Sample Type Sample **Sample Name** a Negative control.d
Dilution 1 **Acq Method** MD Quant Panel 1a 1-19-2018.m
Position P1-E2 **Sample Info**
Inj Vol -1 **Comment** AM 28

Sample Chromatogram



Results

Compound	ISTD Compound	RT	Response	ISTD Resp	Resp Ratio	Final Conc
Amphetamine	Amphetamine-D11	4.324	35326	499929	0.0707	0.0000
Phentermine	Phentermine-D5	5.506	4845	1016269	0.0048	0.0000
Trazodone	Trazodone-D6	7.076	20596	2357209	0.0087	0.5533 < 5 TS
Citalopram	Citalopram-D6	7.118	17199	3081501	0.0056	1.0247 < 5 TS
Diphenhydramine	Diphenhydramine-D3	7.173	26626	7204161	0.0037	0.9179 < 5 TS
Promethazine	Promethazine-D3	7.368	23467	3926497	0.0060	1.1336 < 5 TS

TS
P

ISP FORENSICS - Pocatello Instrument # 59740

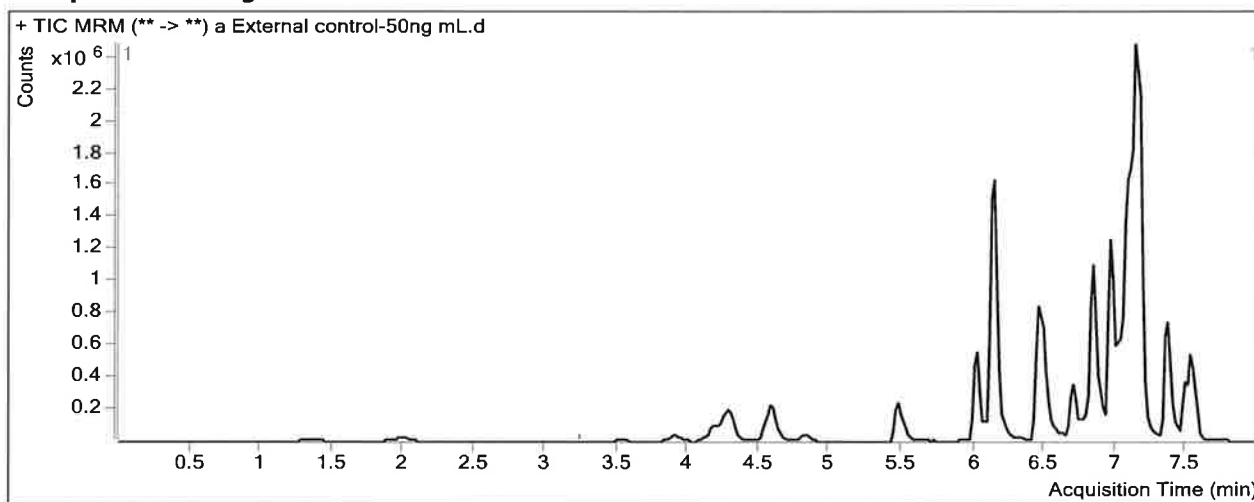
Multi-Drug Confirmatory Analysis Report

Batch Data Path C:\MassHunter\Data\2018\MD Quant\052918 MDQ P1 P2 TS\QuantResults\052918 MDQ P1a worklist 2427 TS
Analysis Time 6/1/2018 10:46 AM **Analyst Name** ISPUser
Report Time 6/6/2018 11:30 AM **Reporter Name** ISPUser
Last Calib Update 6/1/2018 10:46 AM **Batch State** Processed

Analysis Info

Acq Time 2018-05-30 02:49 **Data File** a External control-50ng mL.d
Sample Type Sample **Sample Name** a External control-50ng mL.d
Dilution 1 **Acq Method** MD Quant Panel 1a 1-19-2018.m
Position P1-F2 **Sample Info**
Inj Vol -1 **Comment** AM 28; WS121217 50 ng trazodone, ketamine, morphine, quetiapine

Sample Chromatogram



Results

Compound	ISTD Compound	RT	Response	ISTD Resp	Resp Ratio	Final Conc
<u>Morphine</u>	Morphine-D6	1.368	73303	29727	2.4659	<u>46.8472</u>
Amphetamine	Amphetamine-D11	4.304	113022	480793	0.2351	1.4848 < 5 TS
Phentermine	Phentermine-D5	5.506	5083	1057589	0.0048	0.0000
<u>Trazodone</u>	Trazodone-D6	7.076	2374523	1981874	1.1981	<u>43.7161</u>

TS S

ISP FORENSICS - Pocatello Instrument # 59740

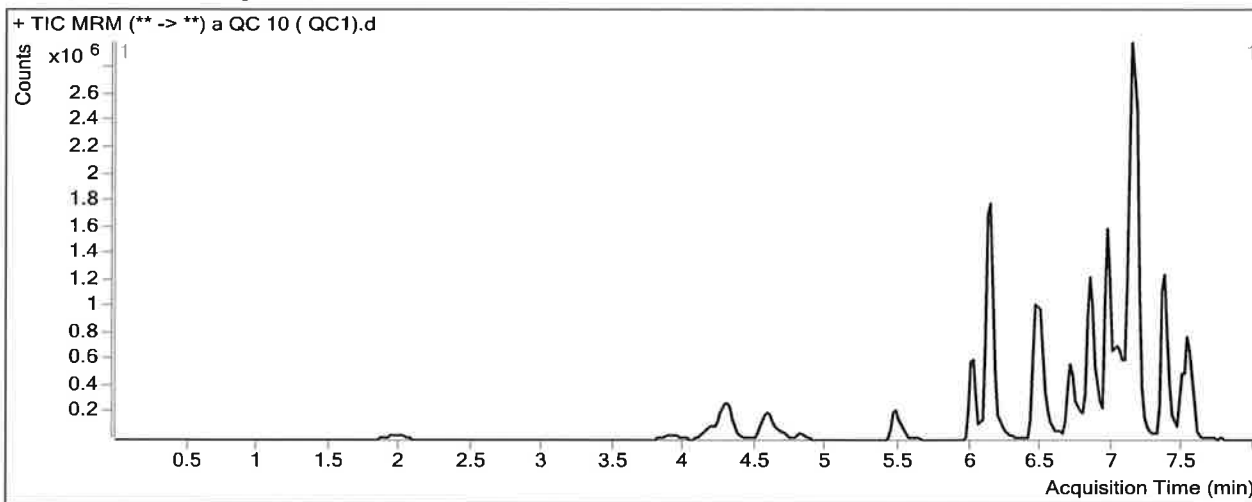
Multi-Drug Confirmatory Analysis Report

Batch Data Path C:\MassHunter\Data\2018\MD Quant\052918 MDQ P1 P2 TS\QuantResults\052918 MDQ P1a worklist 2427 TS
Analysis Time 6/1/2018 10:46 AM **Analyst Name** ISPUser
Report Time 6/6/2018 11:30 AM **Reporter Name** ISPUser
Last Calib Update 6/1/2018 10:46 AM **Batch State** Processed

Analysis Info

Acq Time 2018-05-30 03:52 **Data File** a QC 10 (QC1).d
Sample Type QC **Sample Name** a QC 10 (QC1).d
Dilution 1 **Acq Method** MD Quant Panel 1a 1-19-2018.m
Position P1-A2 **Sample Info**
Inj Vol -1 **Comment** AM 28

Sample Chromatogram



Results

Compound	ISTD Compound	RT	Response	ISTD Resp	Resp Ratio	Final Conc
Morphine	Morphine-D6	1.348	13933	24921	0.5591	12.7523
Hydromorphone	Hydromorphone-D6	2.009	61771	223978	0.2758	10.5064
Codeine	Codeine-D6	3.952	27364	127916	0.2139	10.1968
Amphetamine	Amphetamine-D11	4.304	339072	445464	0.7612	9.5909
Oxycodone	Oxycodone-D6	4.310	259604	982004	0.2644	9.9196
Hydrocodone	Hydrocodone-D6	4.615	83514	528206	0.1581	9.4630
Norhydrocodone	Norhydrocodone-D3	4.639	3711	119857	0.0310	8.4919
Methamphetamine	Methamphetamine-D11	4.682	154207	419359	0.3677	7.8653
6-MAM	6-MAM-D6	4.829	3094	157669	0.0196	1.5357
Phentermine	Phentermine-D5	5.526	100164	891503	0.1124	9.8996
Dextrorphan	Dextrorphan-D3	6.022	186769	1843280	0.1013	9.4330
7-aminoclonazepam	7-Aminoclonazepam-D4	6.113	196602	871737	0.2255	9.5663
Tramadol	Tramadol-13C-D3	6.139	1125072	5385850	0.2089	9.7426
Doxylamine	Doxylamine-D5	6.483	670807	3720700	0.1803	9.2559
Bupropion	Bupropion-D9	6.730	435702	1538874	0.2831	9.6648
Meprobamate	Meprobamate-D7	6.813	79076	338034	0.2339	9.6925
Zolpidem	Zolpidem-D6	6.862	663750	4184488	0.1586	8.8327
Venlafaxine	Venlafaxine-D6	6.966	985167	4063839	0.2424	9.5725
Trazodone	Trazodone-D6	7.076	555991	2073733	0.2681	9.9660
Citalopram	Citalopram-D6	7.118	534486	2514460	0.2126	9.8110

outside curve range. TS

ISP FORENSICS - Pocatello Instrument # 59740

Multi-Drug Confirmatory Analysis Report a QC 10 (QC1)

TS P

Compound	ISTD Compound	RT	Response	ISTD Resp	Resp Ratio	Final Conc
Dextromethorphan	Dextromethorphan-D3	7.130	238274	981109	0.2429	10.5747
Diphenhydramine	Diphenhydramine-D3	7.173	1006572	5773871	0.1743	9.8152
Promethazine	Promethazine-D3	7.368	807449	3179124	0.2540	10.2742
Clonazepam	Clonazepam-D4	7.405	215410	189551	1.1364	10.5217
a-hydroxyalprazolam	a-hydroxyalprazolam-D5	7.480	38351	193098	0.1986	10.1894
Carisoprodol	Carisoprodol-D7	7.494	183793	803543	0.2287	10.0734
Lorazepam	Alprazolam-D5	7.523	94051	1335191	0.0704	9.0218
Alprazolam	Alprazolam-D5	7.547	427076	1335191	0.3199	10.4829

TS
R

ISP FORENSICS - Pocatello Instrument # 59740

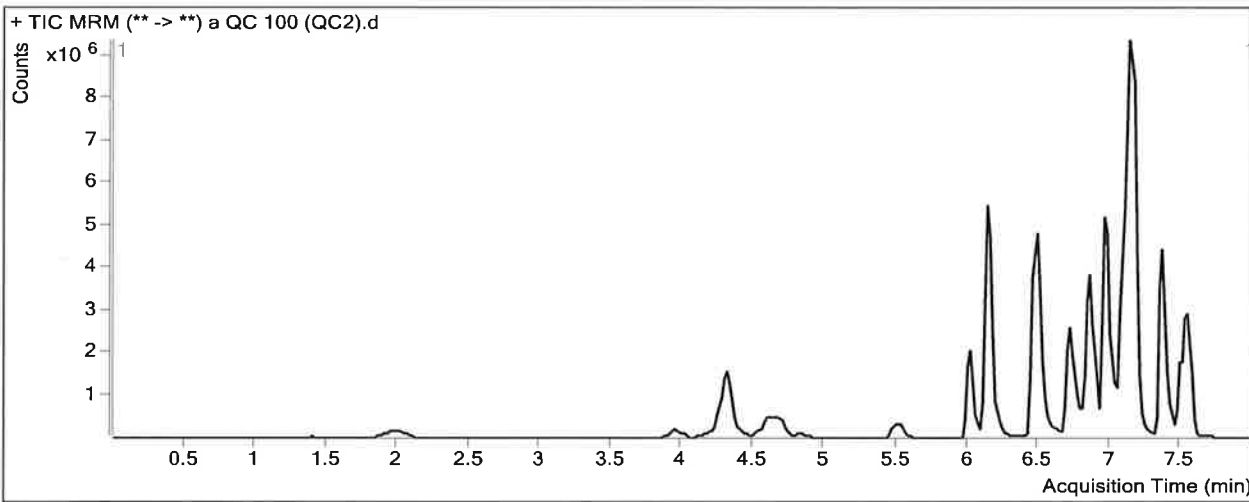
Multi-Drug Confirmatory Analysis Report

Batch Data Path C:\MassHunter\Data\2018\MD Quant\052918 MDQ P1 P2 TS\QuantResults\052918 MDQ P1a worklist 2427 TS
Analysis Time 6/1/2018 10:46 AM **Analyst Name** ISPUser
Report Time 6/6/2018 11:30 AM **Reporter Name** ISPUser
Last Calib Update 6/1/2018 10:46 AM **Batch State** Processed

Analysis Info

Acq Time 2018-05-30 05:26 **Data File** a QC 100 (QC2).d
Sample Type QC **Sample Name** a QC 100 (QC2).d
Dilution 1 **Acq Method** MD Quant Panel 1a 1-19-2018.m
Position P1-B2 **Sample Info**
Inj Vol -1 **Comment** AM 28

Sample Chromatogram



Results

Compound	ISTD Compound	RT	Response	ISTD Resp	Resp Ratio	Final Conc
Morphine	Morphine-D6	1.368	153785	28515	5.3932	99.1887
Hydromorphone	Hydromorphone-D6	2.009	716828	225097	3.1845	94.4099
Codeine	Codeine-D6	3.972	315024	124832	2.5236	98.2073
Amphetamine	Amphetamine-D11	4.324	3322644	457676	7.2598	109.7225
Oxycodone	Oxycodone-D6	4.310	3062295	1004908	3.0473	96.3966
Hydrocodone	Hydrocodone-D6	4.615	978793	533684	1.8340	103.0300
Norhydrocodone	Norhydrocodone-D3	4.659	46155	111281	0.4148	103.7588
Methamphetamine	Methamphetamine-D11	4.682	1563626	406301	3.8484	97.6404
6-MAM	6-MAM-D6	4.829	37378	152422	0.2452	9.7744
Phentermine	Phentermine-D5	5.526	1042161	940979	1.1075	104.4862
Dextrophan	Dextrophan-D3	6.022	2206195	1896224	1.1635	97.0729
7-aminoclonazepam	7-Aminoclonazepam-D4	6.134	2018610	828934	2.4352	105.5712
Tramadol	Tramadol-13C-D3	6.159	12196679	5367264	2.2724	102.6270
Doxylamine	Doxylamine-D5	6.483	7725654	3655331	2.1135	110.7191
Bupropion	Bupropion-D9	6.730	4744481	1407081	3.3719	106.8383
Meprobamate	Meprobamate-D7	6.813	791006	301593	2.6228	105.1599
Zolpidem	Zolpidem-D6	6.862	7711476	4297219	1.7945	95.9891
Venlafaxine	Venlafaxine-D6	6.966	11442161	4109491	2.7843	104.5389
Trazodone	Trazodone-D6	7.076	5925207	2171134	2.7291	99.2750
Citalopram	Citalopram-D6	7.118	5533095	2479761	2.2313	95.5052

TS
A

ISP FORENSICS - Pocatello Instrument # 59740

Multi-Drug Confirmatory Analysis Report a QC 100(QC2)

Compound	ISTD Compound	RT	Response	ISTD Resp	Resp Ratio	Final Conc
Dextromethorphan	Dextromethorphan-D3	7.150	2618658	1011692	2.5884	100.5054
Diphenhydramine	Diphenhydramine-D3	7.173	11506782	6272652	1.8344	96.3756
Promethazine	Promethazine-D3	7.368	8874885	3266109	2.7173	101.0610
Clonazepam	Clonazepam-D4	7.405	1674506	137953	12.1382	103.9423
a-hydroxyalprazolam	a-hydroxyalprazolam-D5	7.480	349888	151178	2.3144	90.9944
Carisoprodol	Carisoprodol-D7	7.514	1838592	638339	2.8803	101.4522
Lorazepam	Alprazolam-D5	7.523	648674	1197163	0.5418	100.9623
Alprazolam	Alprazolam-D5	7.547	4096160	1197163	3.4216	91.9801

TS
P

ISP FORENSICS - Pocatello Instrument # 59740

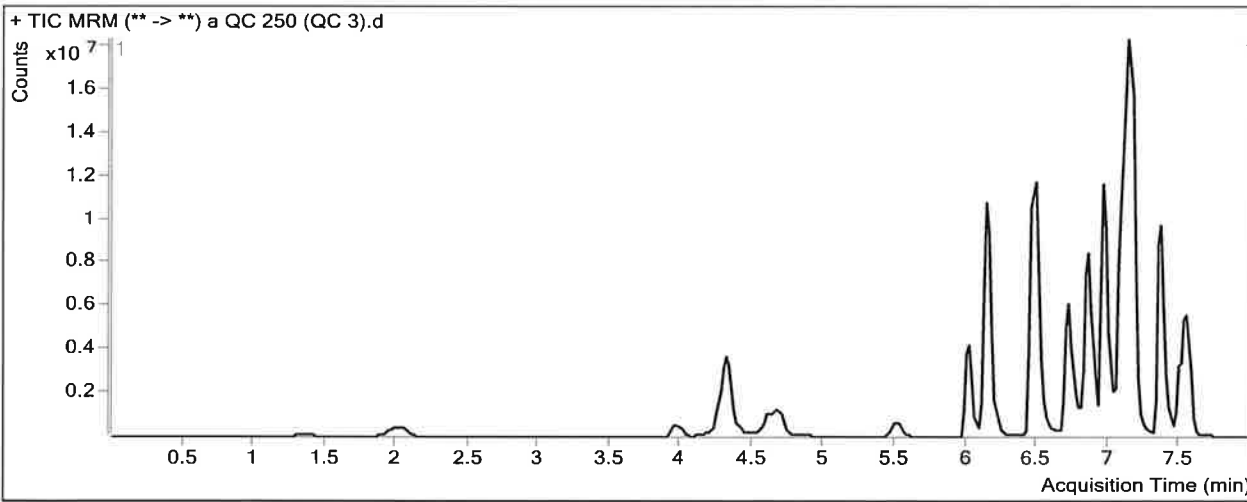
Multi-Drug Confirmatory Analysis Report

Batch Data Path C:\MassHunter\Data\2018\MD Quant\052918 MDQ P1 P2 TS\QuantResults\052918 MDQ P1a worklist 2427 TS
Analysis Time 6/1/2018 10:46 AM **Analyst Name** ISPUser
Report Time 6/6/2018 11:31 AM **Reporter Name** ISPUser
Last Calib Update 6/1/2018 10:46 AM **Batch State** Processed

Analysis Info

Acq Time 2018-05-30 08:03 **Data File** a QC 250 (QC 3).d
Sample Type QC **Sample Name** a QC 250 (QC 3).d
Dilution 1 **Acq Method** MD Quant Panel 1a 1-19-2018.m
Position P1-C2 **Sample Info**
Inj Vol -1 **Comment** AM 28

Sample Chromatogram



Results

Compound	ISTD Compound	RT	Response	ISTD Resp	Resp Ratio	Final Conc
Morphine	Morphine-D6	1.368	422103	29229	14.4410	260.9681
Hydromorphone	Hydromorphone-D6	2.029	1894736	222419	8.5188	248.2776
Codeine	Codeine-D6	3.972	749636	120095	6.2420	239.8997
Amphetamine	Amphetamine-D11	4.304	7651687	440049	17.3883	265.7826
Oxycodone	Oxycodone-D6	4.310	7932360	1008790	7.8632	246.0440
Hydrocodone	Hydrocodone-D6	4.615	2441146	544328	4.4847	251.0169
Norhydrocodone	Norhydrocodone-D3	4.659	114331	98281	1.1633	289.5651
Methamphetamine	Methamphetamine-D11	4.682	3661467	414024	8.8436	226.4762
6-MAM	6-MAM-D6	4.829	97027	150156	0.6462	24.4164
Phentermine	Phentermine-D5	5.526	2395205	879408	2.7237	258.0912
Dextrophan	Dextrophan-D3	6.022	5628943	1859720	3.0268	250.8183
7-aminoclonazepam	7-Aminoclonazepam-D4	6.134	4350376	755423	5.7589	249.9776
Tramadol	Tramadol-13C-D3	6.139	30037219	5509929	5.4515	245.7238
Doxylamine	Doxylamine-D5	6.483	19767735	4055175	4.8747	255.6346
Bupropion	Bupropion-D9	6.730	11776429	1376974	8.5524	269.8214
Meprobamate	Meprobamate-D7	6.813	1735633	276110	6.2860	251.5589
Zolpidem	Zolpidem-D6	6.862	21105649	4246583	4.9700	265.1711
Venlafaxine	Venlafaxine-D6	6.966	28426785	4177125	6.8053	254.7658
Trazodone	Trazodone-D6	7.076	14876834	2207404	6.7395	244.8139
Citalopram	Citalopram-D6	7.118	13461062	2307137	5.8345	248.4602

ISP FORENSICS - Pocatello Instrument # 59740
Multi-Drug Confirmatory Analysis Report

a QC 250 (QC3)

TS
R

Compound	ISTD Compound	RT	Response	ISTD Resp	Resp Ratio	Final Conc
Dextromethorphan	Dextromethorphan-D3	7.150	6118904	949858	6.4419	248.2544
Diphenhydramine	Diphenhydramine-D3	7.173	26969529	5847573	4.6121	241.2069
Promethazine	Promethazine-D3	7.368	23029395	3327245	6.9215	256.0110
Clonazepam	Clonazepam-D4	7.405	2968140	104936	28.2852	241.0525
a-hydroxyalprazolam	a-hydroxyalprazolam-D5	7.480	675908	114618	5.8970	227.8185
Carisoprodol	Carisoprodol-D7	7.494	3665589	510588	7.1791	249.6016
Lorazepam	Alprazolam-D5	7.523	1225756	999612	1.2262	234.4431
Alprazolam	Alprazolam-D5	7.547	9033668	999612	9.0372	239.5308

TS
P

ISP FORENSICS - Pocatello Instrument # 59740

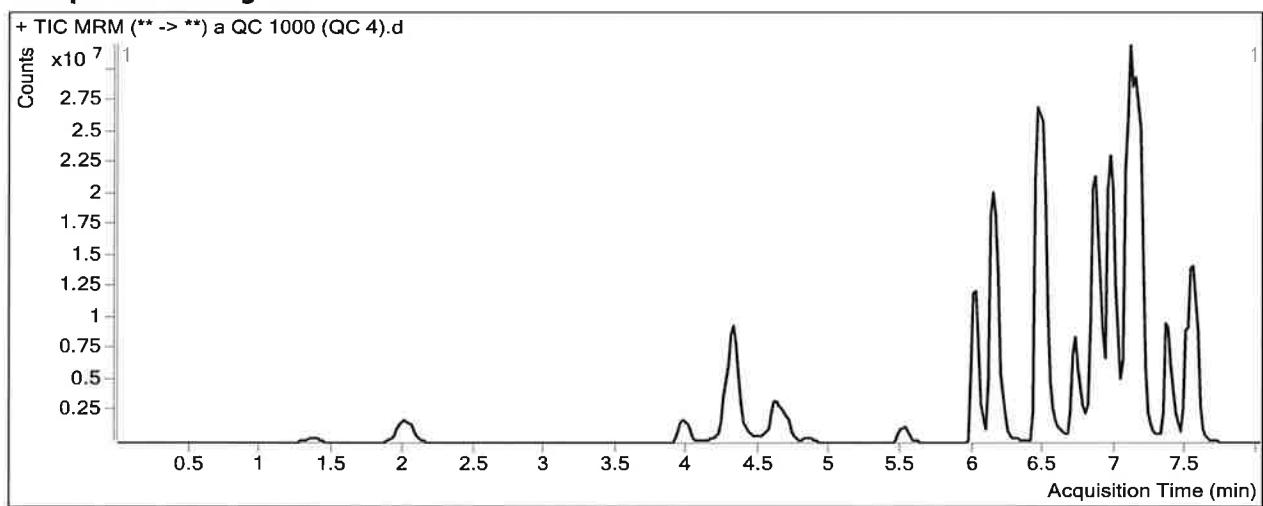
Multi-Drug Confirmatory Analysis Report

Batch Data Path C:\MassHunter\Data\2018\MD Quant\052918 MDQ P1 P2 TS\QuantResults\052918 MDQ P1a worklist 2427 TS
Analysis Time 6/1/2018 10:46 AM **Analyst Name** ISPUser
Report Time 6/6/2018 11:31 AM **Reporter Name** ISPUser
Last Calib Update 6/1/2018 10:46 AM **Batch State** Processed

Analysis Info

Acq Time 2018-05-30 10:40 **Data File** a QC 1000 (QC 4).d
Sample Type QC **Sample Name** a QC 1000 (QC 4).d
Dilution 1 **Acq Method** MD Quant Panel 1a 1-19-2018.m
Position P1-D2 **Sample Info**
Inj Vol -1 **Comment** AM 28

Sample Chromatogram



Results

Compound	ISTD Compound	RT	Response	ISTD Resp	Resp Ratio	Final Conc
Morphine	Morphine-D6	1.368	1617685	24776	65.2930	1170.2267
Hydromorphone	Hydromorphone-D6	2.009	7148167	200168	35.7108	1032.6407
Codeine	Codeine-D6	3.972	2516610	87647	28.7131	1096.1651
Amphetamine	Amphetamine-D11	4.304	13047581	267872	48.7083	748.3634
Oxycodone	Oxycodone-D6	4.310	30370604	983344	30.8850	961.4127
Hydrocodone	Hydrocodone-D6	4.594	8773964	507639	17.2839	965.5967
Norhydrocodone	Norhydrocodone-D3	4.639	456340	74275	6.1439	1525.8592
Methamphetamine	Methamphetamine-D11	4.682	6636354	164910	40.2423	1036.3162
6-MAM	6-MAM-D6	4.829	391906	138338	2.8330	104.2731
Phentermine	Phentermine-D5	5.526	5945571	506389	11.7411	1115.1575
Dextrophan	Dextrophan-D3	6.022	19654517	1558119	12.6143	1041.9043
7-aminoclonazepam	7-Aminoclonazepam-D4	6.113	10877297	500734	21.7227	943.5729
Tramadol	Tramadol-13C-D3	6.139	78378971	4829773	16.2283	730.8151
Doxylamine	Doxylamine-D5	6.463	61857151	3837012	16.1212	845.8894
Bupropion	Bupropion-D9	6.730	16158346	496439	32.5485	1024.7545
Meprobamate	Meprobamate-D7	6.813	5383297	217980	24.6963	987.3074
Zolpidem	Zolpidem-D6	6.862	62567299	3583943	17.4577	930.4778
Venlafaxine	Venlafaxine-D6	6.966	70469221	3308711	21.2981	796.2200
Trazodone	Trazodone-D6	7.076	39857777	1827521	21.8097	791.7140
Citalopram	Citalopram-D6	7.097	25163043	1064144	23.6463	1004.5588

outside curve range. TS
P

outside curve range. TS
P

outside curve range. TS
P

ISP FORENSICS - Pocatello Instrument # 59740
Multi-Drug Confirmatory Analysis Report

a QC.1000 (QC4)

TS
R

Compound	ISTD Compound	RT	Response	ISTD Resp	Resp Ratio	Final Conc
Dextromethorphan	Dextromethorphan-D3	7.130	10341279	388673	26.6066	1021.3958
Diphenhydramine	Diphenhydramine-D3	7.173	52846769	3250099	16.2600	848.5500
Promethazine	Promethazine-D3	7.348	24989453	915144	27.3066	1007.3263
Clonazepam	Clonazepam-D4	7.405	6336358	53164	119.1847	1012.9153
a-hydroxyalprazolam	a-hydroxyalprazolam-D5	7.480	2070229	79342	26.0925	999.1057
Carisoprodol	Carisoprodol-D7	7.494	10692647	349887	30.5603	1055.3736
Lorazepam	Alprazolam-D5	7.523	3420952	692089	4.9429	959.3351
Alprazolam	Alprazolam-D5	7.547	26848777	692089	38.7938	1021.3882

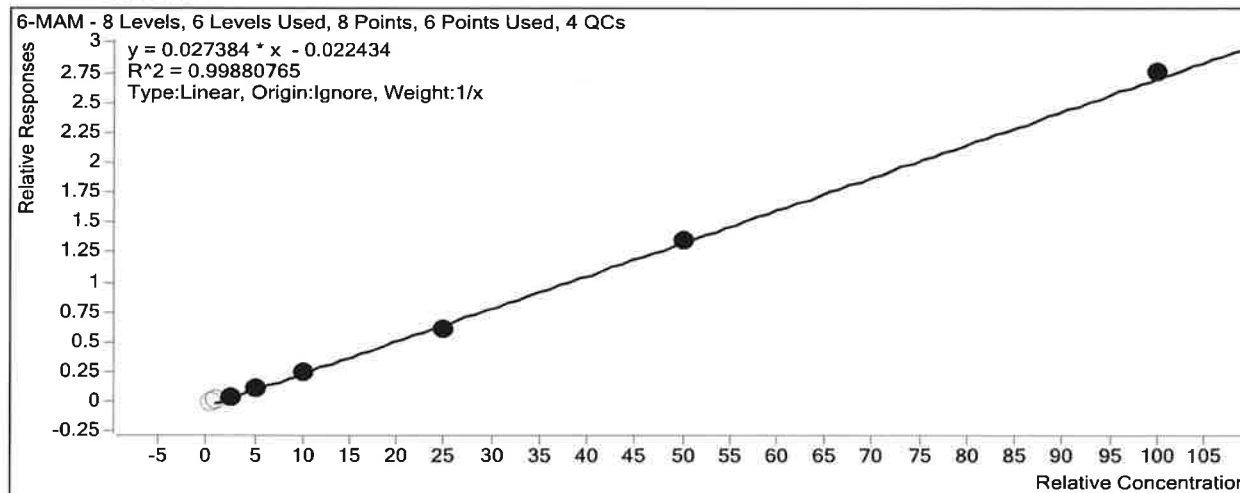
ISP Forensics Calibration Curve Report

TS
P

Batch Data Path C:\MassHunter\Data\2018\MD Quant\052918 MDQ P1 P2 TS\QuantResults\052918 MDQ P1a
worklist 2427 TS.batch.bin

Last Calib Update 6/1/2018 10:46 AM **Analyst Name** ISP TOX

Target Compound 6-MAM
Internal Standard 6-MAM-D6



Sample	Level	Enabled	Exp Conc	Final Conc	Accuracy
a cal 1-5ng.d	1	<input type="checkbox"/>	0.5	1.2	247.9
a cal 2-10ng.d	2	<input type="checkbox"/>	1	1.7	166.4
a QC 10 (QC1).d	2	<input checked="" type="checkbox"/>	1	1.5	153.6
a cal 3-25ng.d	3	<input checked="" type="checkbox"/>	2.5	2.7	106.8
a cal 4-50ng.d	4	<input checked="" type="checkbox"/>	5	5.1	101.5
a cal 5-100ng.d	5	<input checked="" type="checkbox"/>	10	9.6	96.4
a QC 100 (QC2).d	5	<input checked="" type="checkbox"/>	10	9.8	97.7
a cal 6-250ng.d	6	<input checked="" type="checkbox"/>	25	23.2	92.9
a QC 250 (QC 3).d	6	<input checked="" type="checkbox"/>	25	24.4	97.7
a cal 7-500ng.d	7	<input checked="" type="checkbox"/>	50	50.5	101.0
a cal 8-1000ng.d	8	<input checked="" type="checkbox"/>	100	101.4	101.4
a QC 1000 (QC 4).d	8	<input checked="" type="checkbox"/>	100	104.3	104.3

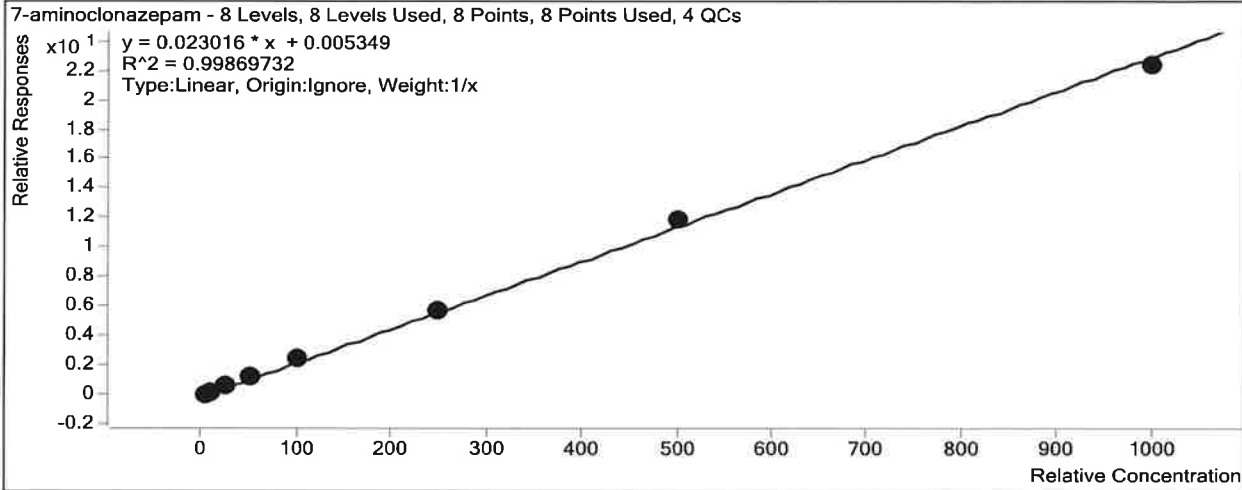
ISP Forensics Calibration Curve Report

TS
P

Batch Data Path C:\MassHunter\Data\2018\MD Quant\052918 MDQ P1 P2 TS\QuantResults\052918 MDQ P1a
worklist 2427 TS.batch.bin

Last Calib Update 6/1/2018 10:46 AM **Analyst Name** ISP TOX

Target Compound 7-aminoclonazepam
Internal Standard 7-Aminoclonazepam-D4



Sample	Level	Enabled	Exp Conc	Final Conc	Accuracy
a cal 1-5ng.d	1	<input checked="" type="checkbox"/>	5	4.3	86.2
a cal 2-10ng.d	2	<input checked="" type="checkbox"/>	10	9.5	95.1
a QC 10 (QC1).d	2	<input checked="" type="checkbox"/>	10	9.6	95.7
a cal 3-25ng.d	3	<input checked="" type="checkbox"/>	25	26.6	106.4
a cal 4-50ng.d	4	<input checked="" type="checkbox"/>	50	52.3	104.7
a cal 5-100ng.d	5	<input checked="" type="checkbox"/>	100	105.9	105.9
a QC 100 (QC2).d	5	<input checked="" type="checkbox"/>	100	105.6	105.6
a cal 6-250ng.d	6	<input checked="" type="checkbox"/>	250	252.3	100.9
a QC 250 (QC 3).d	6	<input checked="" type="checkbox"/>	250	250.0	100.0
a cal 7-500ng.d	7	<input checked="" type="checkbox"/>	500	518.9	103.8
a cal 8-1000ng.d	8	<input checked="" type="checkbox"/>	1000	970.2	97.0
a QC 1000 (QC 4).d	8	<input checked="" type="checkbox"/>	1000	943.6	94.4

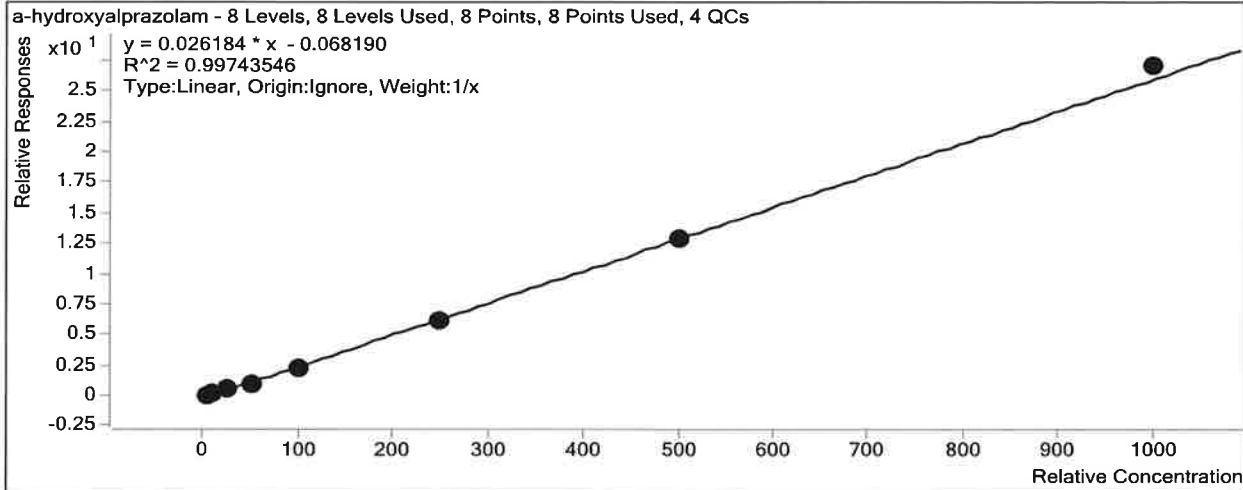
ISP Forensics Calibration Curve Report

TS
P

Batch Data Path C:\MassHunter\Data\2018\MD Quant\052918 MDQ P1 P2 TS\QuantResults\052918 MDQ P1a
worklist 2427 TS.batch.bin

Last Calib Update 6/1/2018 10:46 AM **Analyst Name** ISP TOX

Target Compound *a-hydroxyalprazolam*
Internal Standard *a-hydroxyalprazolam-D5*



Sample	Level	Enabled	Exp Conc	Final Conc	Accuracy
a cal 1-5ng.d	1	<input checked="" type="checkbox"/>	5	6.1	122.2
a cal 2-10ng.d	2	<input checked="" type="checkbox"/>	10	10.7	107.3
a QC 10 (QC1).d	2	<input checked="" type="checkbox"/>	10	10.2	101.9
a cal 3-25ng.d	3	<input checked="" type="checkbox"/>	25	24.9	99.7
a cal 4-50ng.d	4	<input checked="" type="checkbox"/>	50	41.2	82.3
a cal 5-100ng.d	5	<input checked="" type="checkbox"/>	100	91.7	91.7
a QC 100 (QC2).d	5	<input checked="" type="checkbox"/>	100	91.0	91.0
a cal 6-250ng.d	6	<input checked="" type="checkbox"/>	250	235.8	94.3
a QC 250 (QC 3).d	6	<input checked="" type="checkbox"/>	250	227.8	91.1
a cal 7-500ng.d	7	<input checked="" type="checkbox"/>	500	495.6	99.1
a cal 8-1000ng.d	8	<input checked="" type="checkbox"/>	1000	1034.0	103.4
a QC 1000 (QC 4).d	8	<input checked="" type="checkbox"/>	1000	999.1	99.9

ISP Forensics Calibration Curve Report

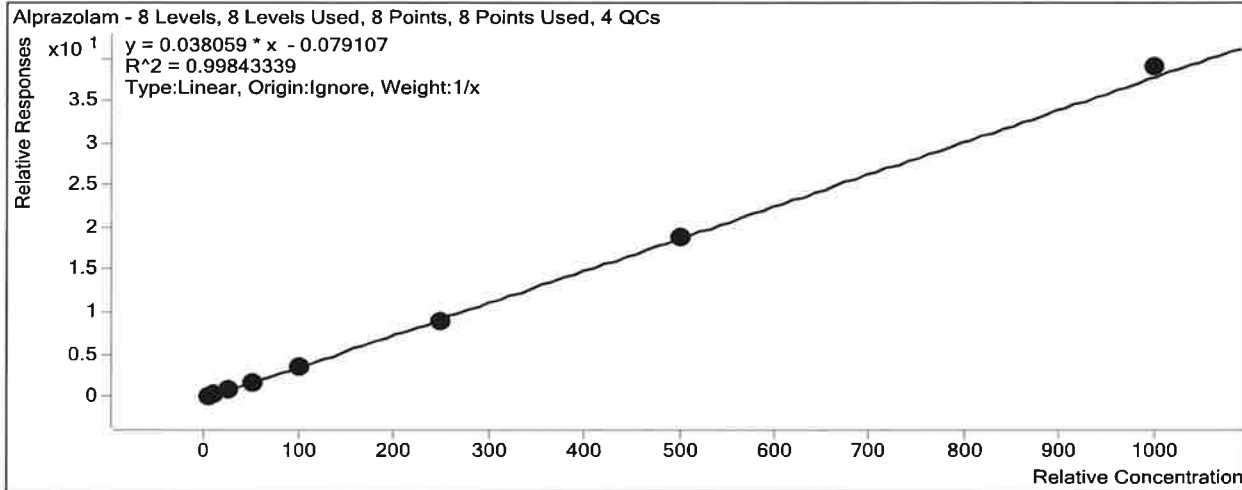
TS

P

Batch Data Path C:\MassHunter\Data\2018\MD Quant\052918 MDQ P1 P2 TS\QuantResults\052918 MDQ P1a
worklist 2427 TS.batch.bin

Last Calib Update 6/1/2018 10:46 AM **Analyst Name** ISP TOX

Target Compound Alprazolam
Internal Standard Alprazolam-D5



Sample	Level	Enabled	Exp Conc	Final Conc	Accuracy
a cal 1-5ng.d	1	<input checked="" type="checkbox"/>	5	6.0	120.8
a cal 2-10ng.d	2	<input checked="" type="checkbox"/>	10	10.2	101.9
a QC 10 (QC1).d	2	<input checked="" type="checkbox"/>	10	10.5	104.8
a cal 3-25ng.d	3	<input checked="" type="checkbox"/>	25	24.2	96.9
a cal 4-50ng.d	4	<input checked="" type="checkbox"/>	50	45.1	90.2
a cal 5-100ng.d	5	<input checked="" type="checkbox"/>	100	93.8	93.8
a QC 100 (QC2).d	5	<input checked="" type="checkbox"/>	100	92.0	92.0
a cal 6-250ng.d	6	<input checked="" type="checkbox"/>	250	234.1	93.6
a QC 250 (QC 3).d	6	<input checked="" type="checkbox"/>	250	239.5	95.8
a cal 7-500ng.d	7	<input checked="" type="checkbox"/>	500	500.8	100.2
a cal 8-1000ng.d	8	<input checked="" type="checkbox"/>	1000	1025.7	102.6
a QC 1000 (QC 4).d	8	<input checked="" type="checkbox"/>	1000	1021.4	102.1

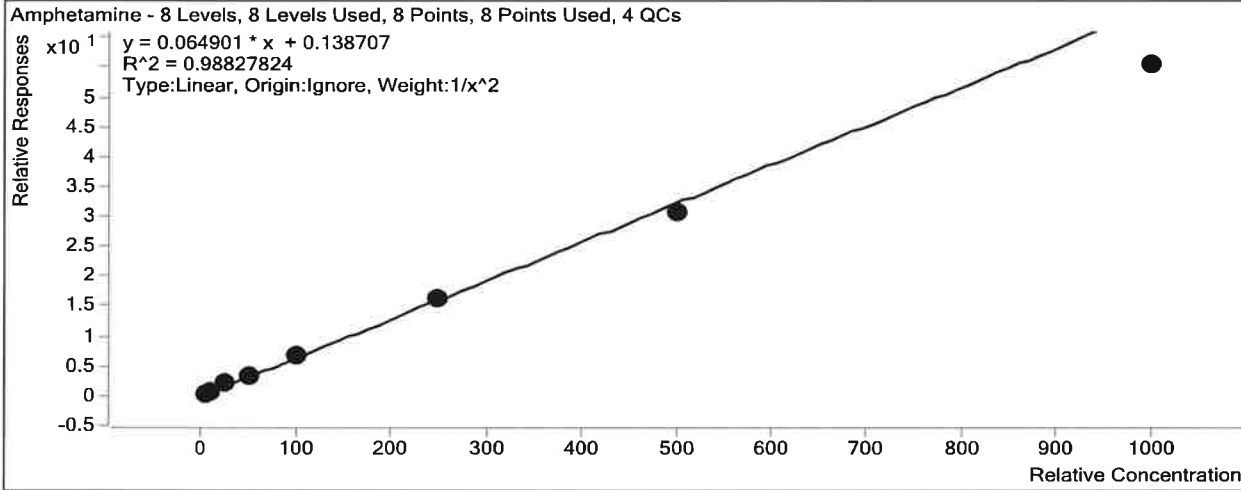
ISP Forensics Calibration Curve Report

TS
R

Batch Data Path C:\MassHunter\Data\2018\MD Quant\052918 MDQ P1 P2 TS\QuantResults\052918 MDQ P1a
worklist 2427 TS.batch.bin

Last Calib Update 6/1/2018 10:46 AM **Analyst Name** ISP TOX

Target Compound *Amphetamine*
Internal Standard *Amphetamine-D11*



Sample	Level	Enabled	Exp Conc	Final Conc	Accuracy
a cal 1-5ng.d	1	<input checked="" type="checkbox"/>	5	4.7	93.1
a cal 2-10ng.d	2	<input checked="" type="checkbox"/>	10	10.7	107.1
a QC 10 (QC1).d	2	<input checked="" type="checkbox"/>	10	9.6	95.9
a cal 3-25ng.d	3	<input checked="" type="checkbox"/>	25	29.0	116.2
a cal 4-50ng.d	4	<input checked="" type="checkbox"/>	50	50.7	101.5
a cal 5-100ng.d	5	<input checked="" type="checkbox"/>	100	103.4	103.4
a QC 100 (QC2).d	5	<input checked="" type="checkbox"/>	100	109.7	109.7
a cal 6-250ng.d	6	<input checked="" type="checkbox"/>	250	248.4	99.3
a QC 250 (QC 3).d	6	<input checked="" type="checkbox"/>	250	265.8	106.3
a cal 7-500ng.d	7	<input checked="" type="checkbox"/>	500	472.0	94.4
a cal 8-1000ng.d	8	<input checked="" type="checkbox"/>	1000	851.3	85.1
a QC 1000 (QC 4).d	8	<input checked="" type="checkbox"/>	1000	748.4	74.8

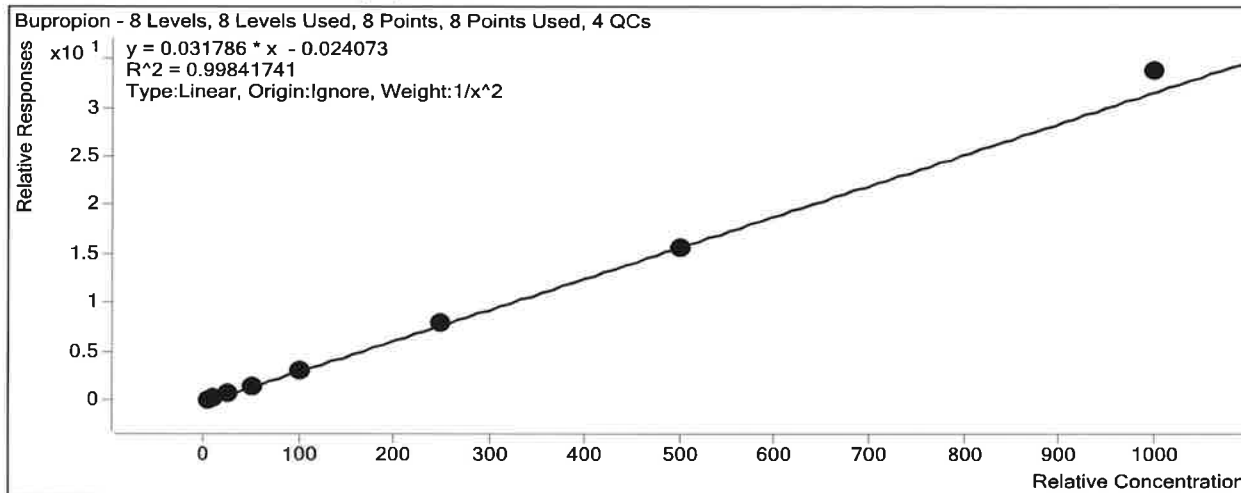
ISP Forensics Calibration Curve Report

TS
P

Batch Data Path C:\MassHunter\Data\2018\MD Quant\052918 MDQ P1 P2 TS\QuantResults\052918 MDQ P1a
worklist 2427 TS.batch.bin

Last Calib Update 6/1/2018 10:46 AM **Analyst Name** ISP TOX

Target Compound *Bupropion*
Internal Standard *Bupropion-D9*



Sample	Level	Enabled	Exp Conc	Final Conc	Accuracy
a cal 1-5ng.d	1	<input checked="" type="checkbox"/>	5	5.0	99.7
a cal 2-10ng.d	2	<input checked="" type="checkbox"/>	10	10.2	102.3
a QC 10 (QC1).d	2	<input checked="" type="checkbox"/>	10	9.7	96.6
a cal 3-25ng.d	3	<input checked="" type="checkbox"/>	25	24.7	98.8
a cal 4-50ng.d	4	<input checked="" type="checkbox"/>	50	47.6	95.2
a cal 5-100ng.d	5	<input checked="" type="checkbox"/>	100	97.5	97.5
a QC 100 (QC2).d	5	<input checked="" type="checkbox"/>	100	106.8	106.8
a cal 6-250ng.d	6	<input checked="" type="checkbox"/>	250	255.1	102.0
a QC 250 (QC 3).d	6	<input checked="" type="checkbox"/>	250	269.8	107.9
a cal 7-500ng.d	7	<input checked="" type="checkbox"/>	500	490.9	98.2
a cal 8-1000ng.d	8	<input checked="" type="checkbox"/>	1000	1063.3	106.3
a QC 1000 (QC 4).d	8	<input checked="" type="checkbox"/>	1000	1024.8	102.5

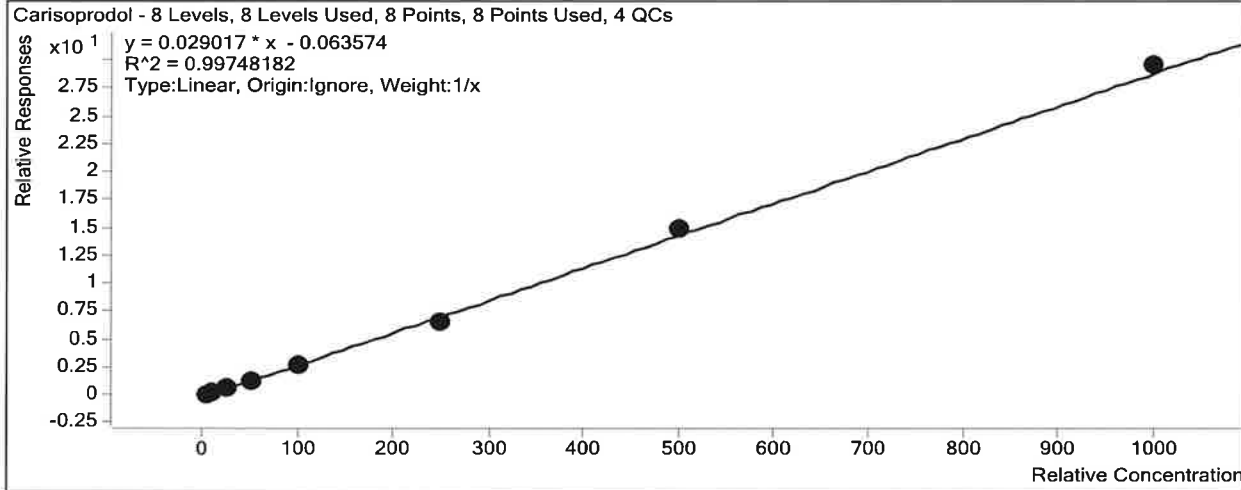
ISP Forensics Calibration Curve Report

TS
P

Batch Data Path C:\MassHunter\Data\2018\MD Quant\052918 MDQ P1 P2 TS\QuantResults\052918 MDQ P1a
worklist 2427 TS.batch.bin

Last Calib Update 6/1/2018 10:46 AM **Analyst Name** ISP TOX

Target Compound Carisoprodol
Internal Standard Carisoprodol-D7



Sample	Level	Enabled	Exp Conc	Final Conc	Accuracy
a cal 1-5ng.d	1	<input checked="" type="checkbox"/>	5	6.2	124.5
a cal 2-10ng.d	2	<input checked="" type="checkbox"/>	10	10.2	102.4
a QC 10 (QC1).d	2	<input checked="" type="checkbox"/>	10	10.1	100.7
a cal 3-25ng.d	3	<input checked="" type="checkbox"/>	25	23.1	92.3
a cal 4-50ng.d	4	<input checked="" type="checkbox"/>	50	45.8	91.5
a cal 5-100ng.d	5	<input checked="" type="checkbox"/>	100	93.8	93.8
a QC 100 (QC2).d	5	<input checked="" type="checkbox"/>	100	101.5	101.5
a cal 6-250ng.d	6	<input checked="" type="checkbox"/>	250	225.6	90.2
a QC 250 (QC 3).d	6	<input checked="" type="checkbox"/>	250	249.6	99.8
a cal 7-500ng.d	7	<input checked="" type="checkbox"/>	500	516.3	103.3
a cal 8-1000ng.d	8	<input checked="" type="checkbox"/>	1000	1019.0	101.9
a QC 1000 (QC 4).d	8	<input checked="" type="checkbox"/>	1000	1055.4	105.5

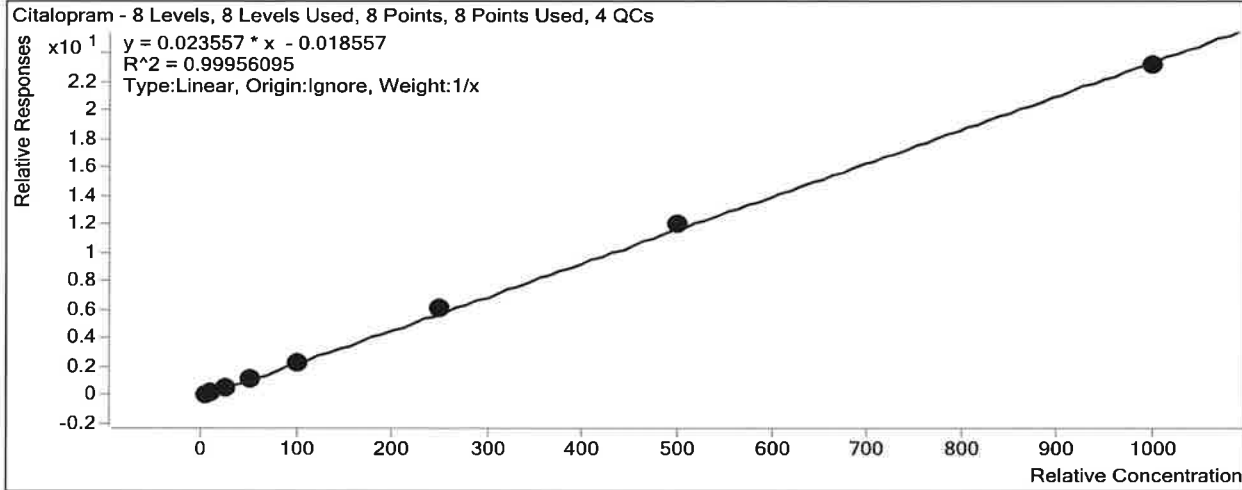
ISP Forensics Calibration Curve Report

TS
R

Batch Data Path C:\MassHunter\Data\2018\MD Quant\052918 MDQ P1 P2 TS\QuantResults\052918 MDQ P1a
worklist 2427 TS.batch.bin

Last Calib Update 6/1/2018 10:46 AM **Analyst Name** ISP TOX

Target Compound Citalopram
Internal Standard Citalopram-D6



Sample	Level	Enabled	Exp Conc	Final Conc	Accuracy
a cal 1-5ng.d	1	<input checked="" type="checkbox"/>	5	5.1	101.7
a cal 2-10ng.d	2	<input checked="" type="checkbox"/>	10	9.9	98.9
a QC 10 (QC1).d	2	<input checked="" type="checkbox"/>	10	9.8	98.1
a cal 3-25ng.d	3	<input checked="" type="checkbox"/>	25	25.1	100.5
a cal 4-50ng.d	4	<input checked="" type="checkbox"/>	50	48.1	96.2
a cal 5-100ng.d	5	<input checked="" type="checkbox"/>	100	99.0	99.0
a QC 100 (QC2).d	5	<input checked="" type="checkbox"/>	100	95.5	95.5
a cal 6-250ng.d	6	<input checked="" type="checkbox"/>	250	258.5	103.4
a QC 250 (QC 3).d	6	<input checked="" type="checkbox"/>	250	248.5	99.4
a cal 7-500ng.d	7	<input checked="" type="checkbox"/>	500	509.3	101.9
a cal 8-1000ng.d	8	<input checked="" type="checkbox"/>	1000	985.0	98.5
a QC 1000 (QC 4).d	8	<input checked="" type="checkbox"/>	1000	1004.6	100.5

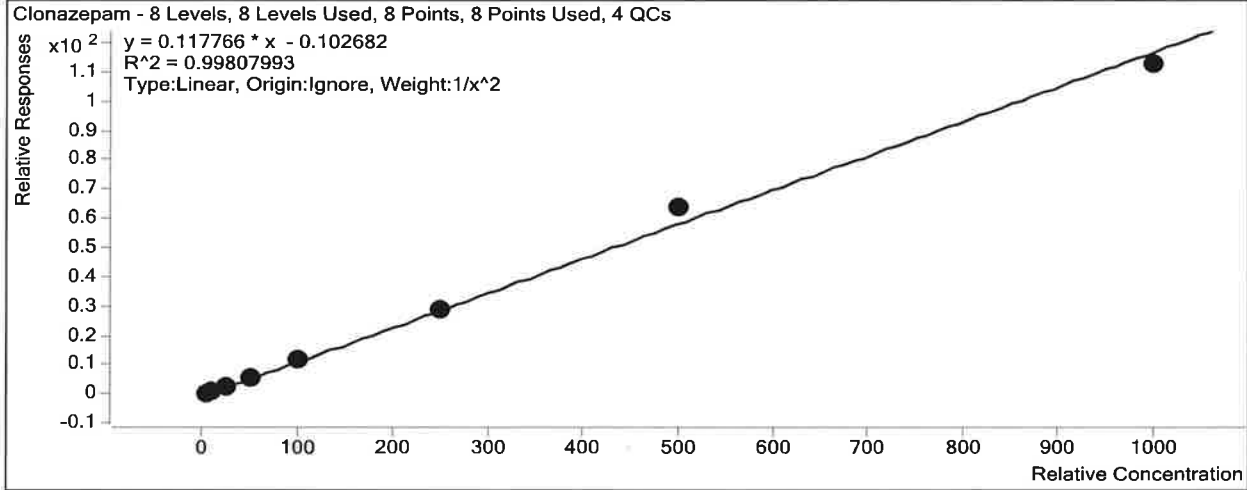
ISP Forensics Calibration Curve Report

TS
P

Batch Data Path C:\MassHunter\Data\2018\MD Quant\052918 MDQ P1 P2 TS\QuantResults\052918 MDQ P1a
worklist 2427 TS.batch.bin

Last Calib Update 6/1/2018 10:46 AM **Analyst Name** ISP TOX

Target Compound Clonazepam
Internal Standard Clonazepam-D4



Sample	Level	Enabled	Exp Conc	Final Conc	Accuracy
a cal 1-5ng.d	1	<input checked="" type="checkbox"/>	5	5.0	100.8
a cal 2-10ng.d	2	<input checked="" type="checkbox"/>	10	9.8	98.3
a QC 10 (QC1).d	2	<input checked="" type="checkbox"/>	10	10.5	105.2
a cal 3-25ng.d	3	<input checked="" type="checkbox"/>	25	25.3	101.4
a cal 4-50ng.d	4	<input checked="" type="checkbox"/>	50	49.0	98.0
a cal 5-100ng.d	5	<input checked="" type="checkbox"/>	100	98.3	98.3
a QC 100 (QC2).d	5	<input checked="" type="checkbox"/>	100	103.9	103.9
a cal 6-250ng.d	6	<input checked="" type="checkbox"/>	250	247.4	99.0
a QC 250 (QC 3).d	6	<input checked="" type="checkbox"/>	250	241.1	96.4
a cal 7-500ng.d	7	<input checked="" type="checkbox"/>	500	542.0	108.4
a cal 8-1000ng.d	8	<input checked="" type="checkbox"/>	1000	958.0	95.8
a QC 1000 (QC 4).d	8	<input checked="" type="checkbox"/>	1000	1012.9	101.3

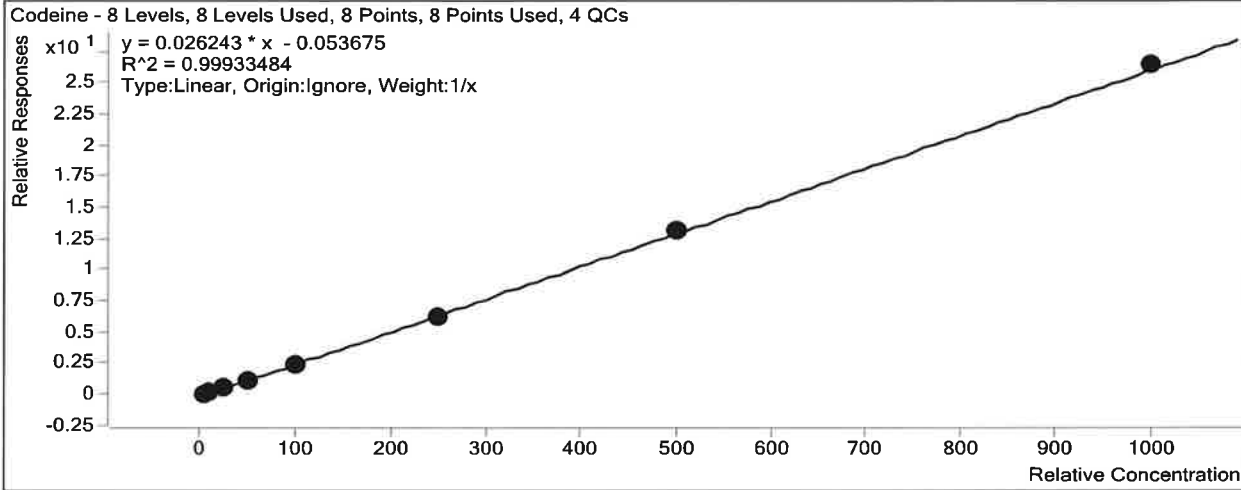
ISP Forensics Calibration Curve Report

TS
R

Batch Data Path C:\MassHunter\Data\2018\MD Quant\052918 MDQ P1 P2 TS\QuantResults\052918 MDQ P1a
worklist 2427 TS.batch.bin

Last Calib Update 6/1/2018 10:46 AM **Analyst Name** ISP TOX

Target Compound Codeine
Internal Standard Codeine-D6



Sample	Level	Enabled	Exp Conc	Final Conc	Accuracy
a cal 1-5ng.d	1	<input checked="" type="checkbox"/>	5	5.8	116.3
a cal 2-10ng.d	2	<input checked="" type="checkbox"/>	10	10.1	101.0
a QC 10 (QC1).d	2	<input checked="" type="checkbox"/>	10	10.2	102.0
a cal 3-25ng.d	3	<input checked="" type="checkbox"/>	25	24.0	95.8
a cal 4-50ng.d	4	<input checked="" type="checkbox"/>	50	46.6	93.1
a cal 5-100ng.d	5	<input checked="" type="checkbox"/>	100	94.7	94.7
a QC 100 (QC2).d	5	<input checked="" type="checkbox"/>	100	98.2	98.2
a cal 6-250ng.d	6	<input checked="" type="checkbox"/>	250	241.7	96.7
a QC 250 (QC 3).d	6	<input checked="" type="checkbox"/>	250	239.9	96.0
a cal 7-500ng.d	7	<input checked="" type="checkbox"/>	500	506.7	101.3
a cal 8-1000ng.d	8	<input checked="" type="checkbox"/>	1000	1010.6	101.1
a QC 1000 (QC 4).d	8	<input checked="" type="checkbox"/>	1000	1096.2	109.6

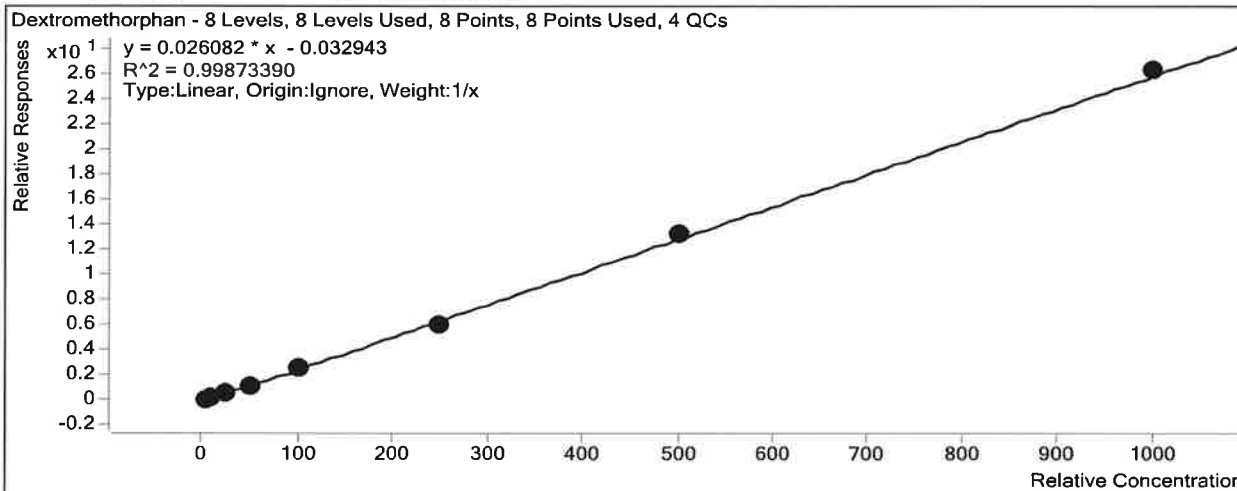
ISP Forensics Calibration Curve Report

TS
P

Batch Data Path C:\MassHunter\Data\2018\MD Quant\052918 MDQ P1 P2 TS\QuantResults\052918 MDQ P1a
worklist 2427 TS.batch.bin

Last Calib Update 6/1/2018 10:46 AM **Analyst Name** ISP TOX

Target Compound *Dextromethorphan*
Internal Standard *Dextromethorphan-D3*



Sample	Level	Enabled	Exp Conc	Final Conc	Accuracy
a cal 1-5ng.d	1	<input checked="" type="checkbox"/>	5	5.2	104.0
a cal 2-10ng.d	2	<input checked="" type="checkbox"/>	10	10.5	104.7
a QC 10 (QC1).d	2	<input checked="" type="checkbox"/>	10	10.6	105.7
a cal 3-25ng.d	3	<input checked="" type="checkbox"/>	25	25.7	102.7
a cal 4-50ng.d	4	<input checked="" type="checkbox"/>	50	47.0	94.1
a cal 5-100ng.d	5	<input checked="" type="checkbox"/>	100	99.1	99.1
a QC 100 (QC2).d	5	<input checked="" type="checkbox"/>	100	100.5	100.5
a cal 6-250ng.d	6	<input checked="" type="checkbox"/>	250	229.8	91.9
a QC 250 (QC 3).d	6	<input checked="" type="checkbox"/>	250	248.3	99.3
a cal 7-500ng.d	7	<input checked="" type="checkbox"/>	500	511.3	102.3
a cal 8-1000ng.d	8	<input checked="" type="checkbox"/>	1000	1011.4	101.1
a QC 1000 (QC 4).d	8	<input checked="" type="checkbox"/>	1000	1021.4	102.1

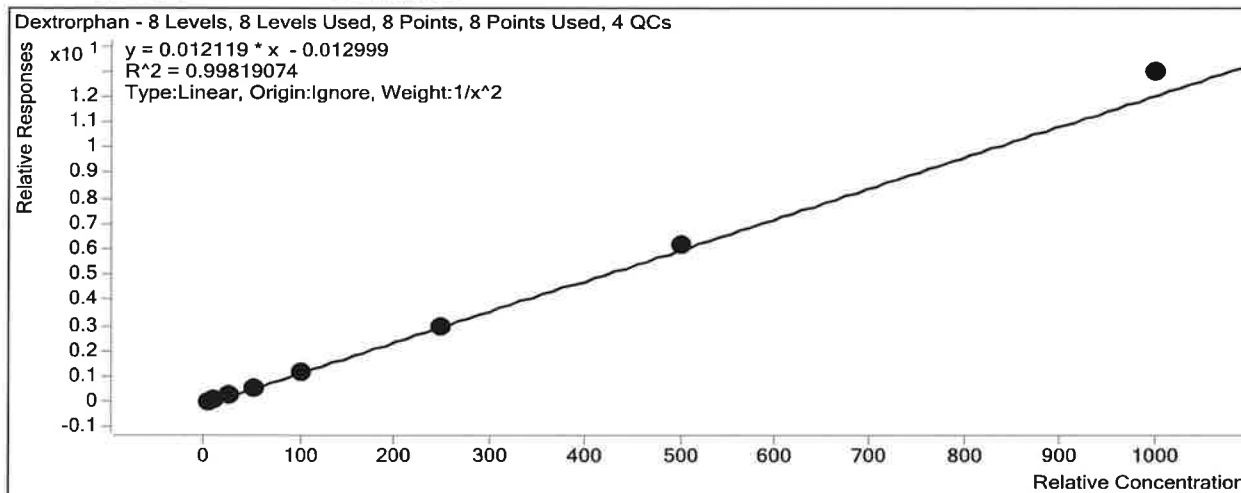
ISP Forensics Calibration Curve Report

B
P

Batch Data Path C:\MassHunter\Data\2018\MD Quant\052918 MDQ P1 P2 TS\QuantResults\052918 MDQ P1a
worklist 2427 TS.batch.bin

Last Calib Update 6/1/2018 10:46 AM **Analyst Name** ISP TOX

Target Compound *Dextrorphan*
Internal Standard *Dextrorphan-D3*



Sample	Level	Enabled	Exp Conc	Final Conc	Accuracy
a cal 1-5ng.d	1	<input checked="" type="checkbox"/>	5	5.0	100.9
a cal 2-10ng.d	2	<input checked="" type="checkbox"/>	10	10.1	100.6
a QC 10 (QC1).d	2	<input checked="" type="checkbox"/>	10	9.4	94.3
a cal 3-25ng.d	3	<input checked="" type="checkbox"/>	25	24.1	96.5
a cal 4-50ng.d	4	<input checked="" type="checkbox"/>	50	47.4	94.8
a cal 5-100ng.d	5	<input checked="" type="checkbox"/>	100	99.0	99.0
a QC 100 (QC2).d	5	<input checked="" type="checkbox"/>	100	97.1	97.1
a cal 6-250ng.d	6	<input checked="" type="checkbox"/>	250	247.4	99.0
a QC 250 (QC 3).d	6	<input checked="" type="checkbox"/>	250	250.8	100.3
a cal 7-500ng.d	7	<input checked="" type="checkbox"/>	500	512.1	102.4
a cal 8-1000ng.d	8	<input checked="" type="checkbox"/>	1000	1068.4	106.8
a QC 1000 (QC 4).d	8	<input checked="" type="checkbox"/>	1000	1041.9	104.2

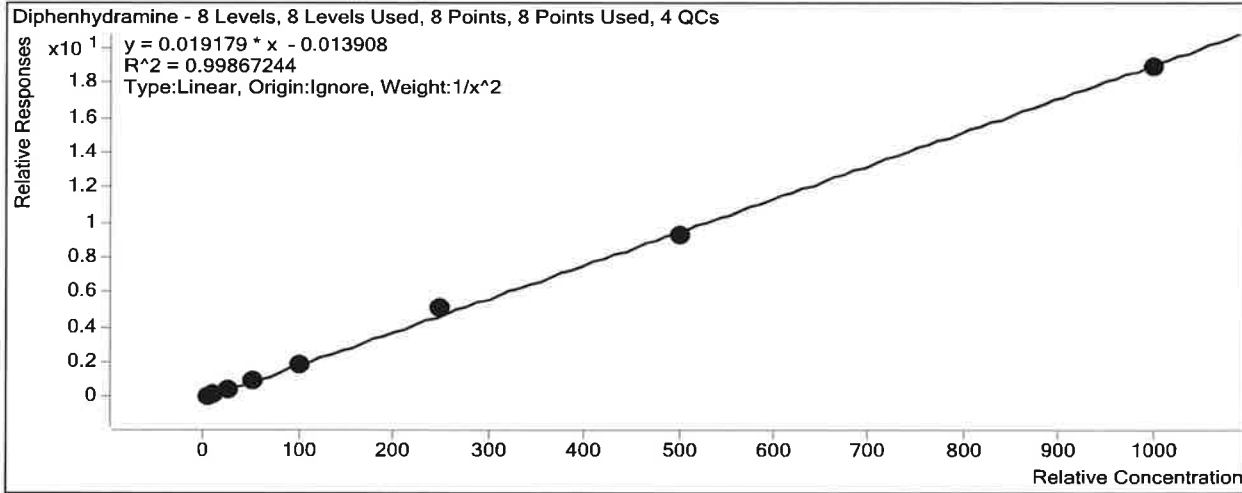
ISP Forensics Calibration Curve Report

TS
P

Batch Data Path C:\MassHunter\Data\2018\MD Quant\052918 MDQ P1 P2 TS\QuantResults\052918 MDQ P1a
worklist 2427 TS.batch.bin

Last Calib Update 6/1/2018 10:46 AM **Analyst Name** ISP TOX

Target Compound *Diphenhydramine*
Internal Standard *Diphenhydramine-D3*



Sample	Level	Enabled	Exp Conc	Final Conc	Accuracy
a cal 1-5ng.d	1	<input checked="" type="checkbox"/>	5	4.9	98.9
a cal 2-10ng.d	2	<input checked="" type="checkbox"/>	10	10.3	102.6
a QC 10 (QC1).d	2	<input checked="" type="checkbox"/>	10	9.8	98.2
a cal 3-25ng.d	3	<input checked="" type="checkbox"/>	25	25.0	100.1
a cal 4-50ng.d	4	<input checked="" type="checkbox"/>	50	48.3	96.6
a cal 5-100ng.d	5	<input checked="" type="checkbox"/>	100	99.7	99.7
a QC 100 (QC2).d	5	<input checked="" type="checkbox"/>	100	96.4	96.4
a cal 6-250ng.d	6	<input checked="" type="checkbox"/>	250	265.8	106.3
a QC 250 (QC 3).d	6	<input checked="" type="checkbox"/>	250	241.2	96.5
a cal 7-500ng.d	7	<input checked="" type="checkbox"/>	500	485.5	97.1
a cal 8-1000ng.d	8	<input checked="" type="checkbox"/>	1000	986.5	98.7
a QC 1000 (QC 4).d	8	<input checked="" type="checkbox"/>	1000	848.6	84.9

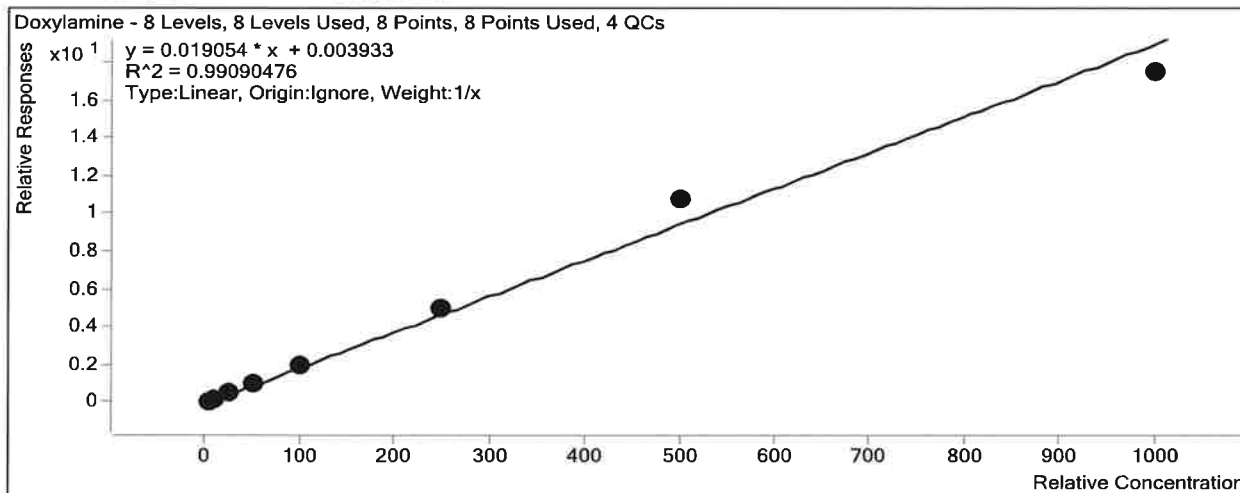
ISP Forensics Calibration Curve Report

TS
P

Batch Data Path C:\MassHunter\Data\2018\MD Quant\052918 MDQ P1 P2 TS\QuantResults\052918 MDQ P1a
worklist 2427 TS.batch.bin

Last Calib Update 6/1/2018 10:46 AM **Analyst Name** ISP TOX

Target Compound Doxylamine
Internal Standard Doxylamine-D5



Sample	Level	Enabled	Exp Conc	Final Conc	Accuracy
a cal 1-5ng.d	1	<input checked="" type="checkbox"/>	5	4.0	80.9
a cal 2-10ng.d	2	<input checked="" type="checkbox"/>	10	9.3	93.1
a QC 10 (QC1).d	2	<input checked="" type="checkbox"/>	10	9.3	92.6
a cal 3-25ng.d	3	<input checked="" type="checkbox"/>	25	26.2	104.8
a cal 4-50ng.d	4	<input checked="" type="checkbox"/>	50	54.2	108.4
a cal 5-100ng.d	5	<input checked="" type="checkbox"/>	100	103.3	103.3
a QC 100 (QC2).d	5	<input checked="" type="checkbox"/>	100	110.7	110.7
a cal 6-250ng.d	6	<input checked="" type="checkbox"/>	250	262.8	105.1
a QC 250 (QC 3).d	6	<input checked="" type="checkbox"/>	250	255.6	102.3
a cal 7-500ng.d	7	<input checked="" type="checkbox"/>	500	563.1	112.6
a cal 8-1000ng.d	8	<input checked="" type="checkbox"/>	1000	917.1	91.7
a QC 1000 (QC 4).d	8	<input checked="" type="checkbox"/>	1000	845.9	84.6

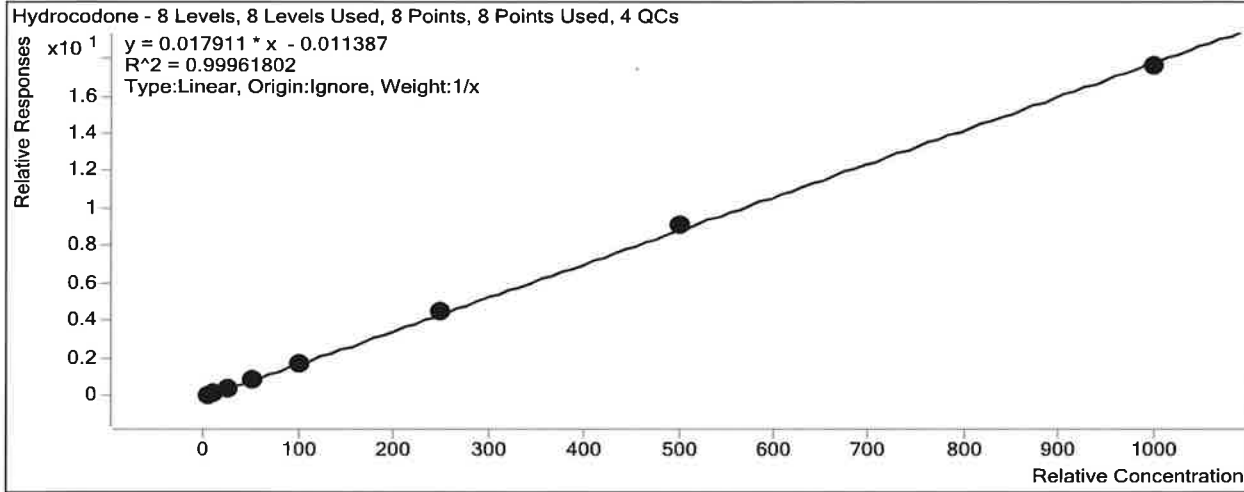
ISP Forensics Calibration Curve Report

TS
R

Batch Data Path C:\MassHunter\Data\2018\MD Quant\052918 MDQ P1 P2 TS\QuantResults\052918 MDQ P1a
worklist 2427 TS.batch.bin

Last Calib Update 6/1/2018 10:46 AM **Analyst Name** ISP TOX

Target Compound Hydrocodone
Internal Standard Hydrocodone-D6



Sample	Level	Enabled	Exp Conc	Final Conc	Accuracy
a cal 1-5ng.d	1	<input checked="" type="checkbox"/>	5	4.9	98.0
a cal 2-10ng.d	2	<input checked="" type="checkbox"/>	10	9.8	98.0
a QC 10 (QC1).d	2	<input checked="" type="checkbox"/>	10	9.5	94.6
a cal 3-25ng.d	3	<input checked="" type="checkbox"/>	25	25.5	101.9
a cal 4-50ng.d	4	<input checked="" type="checkbox"/>	50	49.5	98.9
a cal 5-100ng.d	5	<input checked="" type="checkbox"/>	100	100.4	100.4
a QC 100 (QC2).d	5	<input checked="" type="checkbox"/>	100	103.0	103.0
a cal 6-250ng.d	6	<input checked="" type="checkbox"/>	250	255.7	102.3
a QC 250 (QC 3).d	6	<input checked="" type="checkbox"/>	250	251.0	100.4
a cal 7-500ng.d	7	<input checked="" type="checkbox"/>	500	511.0	102.2
a cal 8-1000ng.d	8	<input checked="" type="checkbox"/>	1000	983.2	98.3
a QC 1000 (QC 4).d	8	<input checked="" type="checkbox"/>	1000	965.6	96.6

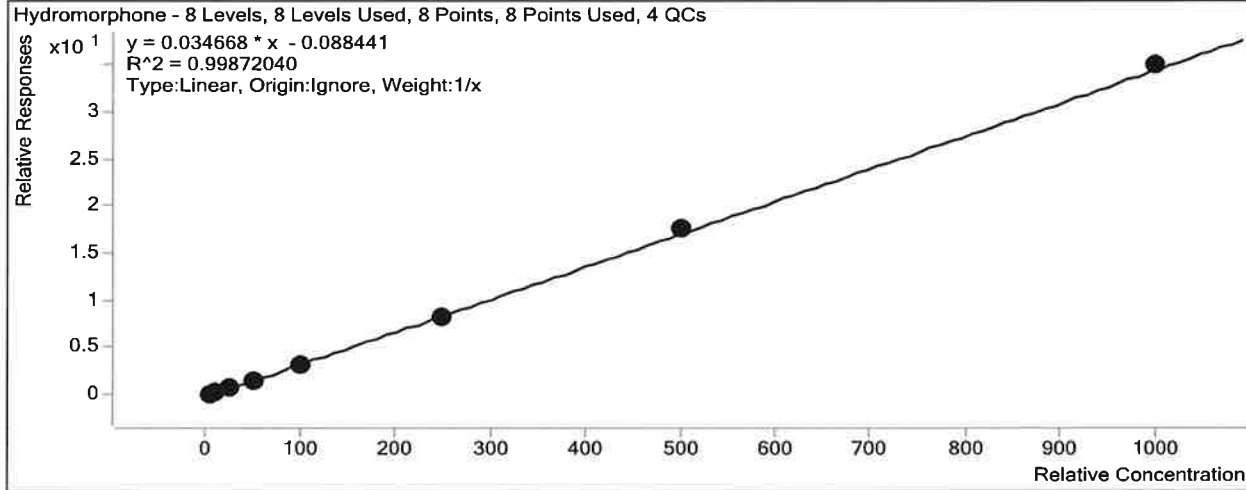
ISP Forensics Calibration Curve Report

TS
TS

Batch Data Path C:\MassHunter\Data\2018\MD Quant\052918 MDQ P1 P2 TS\QuantResults\052918 MDQ P1a
worklist 2427 TS.batch.bin

Last Calib Update 6/1/2018 10:46 AM **Analyst Name** ISP TOX

Target Compound *Hydromorphone*
Internal Standard *Hydromorphone-D6*



Sample	Level	Enabled	Exp Conc	Final Conc	Accuracy
a cal 1-5ng.d	1	<input checked="" type="checkbox"/>	5	6.1	121.6
a cal 2-10ng.d	2	<input checked="" type="checkbox"/>	10	10.2	101.7
a QC 10 (QC1).d	2	<input checked="" type="checkbox"/>	10	10.5	105.1
a cal 3-25ng.d	3	<input checked="" type="checkbox"/>	25	23.6	94.3
a cal 4-50ng.d	4	<input checked="" type="checkbox"/>	50	45.2	90.5
a cal 5-100ng.d	5	<input checked="" type="checkbox"/>	100	92.7	92.7
a QC 100 (QC2).d	5	<input checked="" type="checkbox"/>	100	94.4	94.4
a cal 6-250ng.d	6	<input checked="" type="checkbox"/>	250	238.8	95.5
a QC 250 (QC 3).d	6	<input checked="" type="checkbox"/>	250	248.3	99.3
a cal 7-500ng.d	7	<input checked="" type="checkbox"/>	500	513.3	102.7
a cal 8-1000ng.d	8	<input checked="" type="checkbox"/>	1000	1010.2	101.0
a QC 1000 (QC 4).d	8	<input checked="" type="checkbox"/>	1000	1032.6	103.3

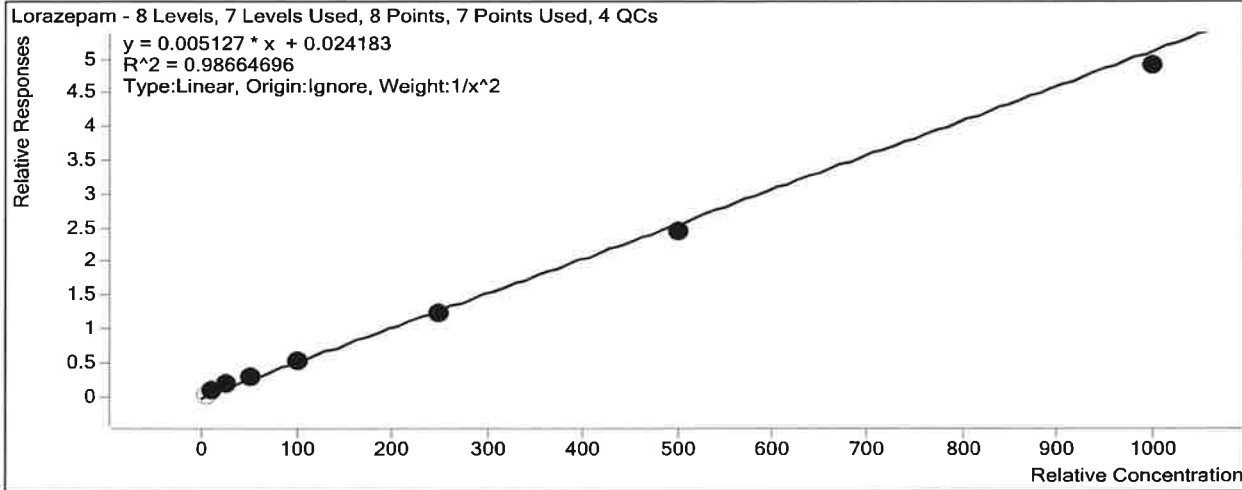
ISP Forensics Calibration Curve Report

TS
↑

Batch Data Path C:\MassHunter\Data\2018\MD Quant\052918 MDQ P1 P2 TS\QuantResults\052918 MDQ P1a
worklist 2427 TS.batch.bin

Last Calib Update 6/1/2018 10:46 AM **Analyst Name** ISP TOX

Target Compound Lorazepam
Internal Standard Alprazolam-D5



Sample	Level	Enabled	Exp Conc	Final Conc	Accuracy
a cal 1-5ng.d	1	<input type="checkbox"/>	5	1.9	38.7
a cal 2-10ng.d	2	<input checked="" type="checkbox"/>	10	9.2	91.6
a QC 10 (QC1).d	2	<input checked="" type="checkbox"/>	10	9.0	90.2
a cal 3-25ng.d	3	<input checked="" type="checkbox"/>	25	29.5	118.0
a cal 4-50ng.d	4	<input checked="" type="checkbox"/>	50	55.1	110.1
a cal 5-100ng.d	5	<input checked="" type="checkbox"/>	100	96.1	96.1
a QC 100 (QC2).d	5	<input checked="" type="checkbox"/>	100	101.0	101.0
a cal 6-250ng.d	6	<input checked="" type="checkbox"/>	250	234.8	93.9
a QC 250 (QC 3).d	6	<input checked="" type="checkbox"/>	250	234.4	93.8
a cal 7-500ng.d	7	<input checked="" type="checkbox"/>	500	475.4	95.1
a cal 8-1000ng.d	8	<input checked="" type="checkbox"/>	1000	952.0	95.2
a QC 1000 (QC 4).d	8	<input checked="" type="checkbox"/>	1000	959.3	95.9

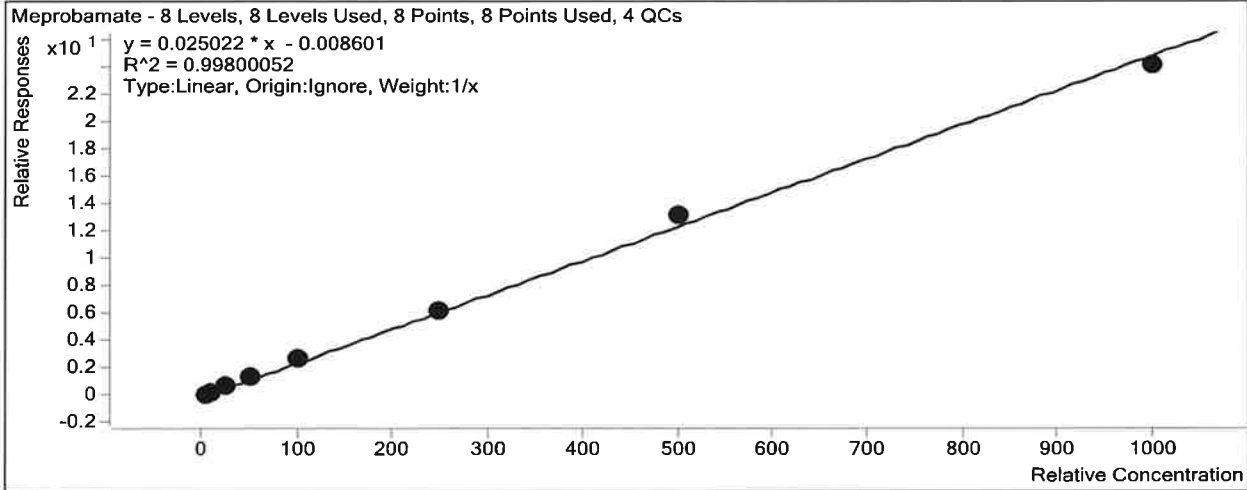
ISP Forensics Calibration Curve Report

TS
P

Batch Data Path C:\MassHunter\Data\2018\MD Quant\052918 MDQ P1 P2 TS\QuantResults\052918 MDQ P1a
worklist 2427 TS.batch.bin

Last Calib Update 6/1/2018 10:46 AM **Analyst Name** ISP TOX

Target Compound Meprobamate
Internal Standard Meprobamate-D7



Sample	Level	Enabled	Exp Conc	Final Conc	Accuracy
a cal 1-5ng.d	1	<input checked="" type="checkbox"/>	5	4.2	83.1
a cal 2-10ng.d	2	<input checked="" type="checkbox"/>	10	9.9	99.3
a QC 10 (QC1).d	2	<input checked="" type="checkbox"/>	10	9.7	96.9
a cal 3-25ng.d	3	<input checked="" type="checkbox"/>	25	25.9	103.5
a cal 4-50ng.d	4	<input checked="" type="checkbox"/>	50	53.6	107.1
a cal 5-100ng.d	5	<input checked="" type="checkbox"/>	100	106.0	106.0
a QC 100 (QC2).d	5	<input checked="" type="checkbox"/>	100	105.2	105.2
a cal 6-250ng.d	6	<input checked="" type="checkbox"/>	250	247.3	98.9
a QC 250 (QC 3).d	6	<input checked="" type="checkbox"/>	250	251.6	100.6
a cal 7-500ng.d	7	<input checked="" type="checkbox"/>	500	527.7	105.5
a cal 8-1000ng.d	8	<input checked="" type="checkbox"/>	1000	965.4	96.5
a QC 1000 (QC 4).d	8	<input checked="" type="checkbox"/>	1000	987.3	98.7

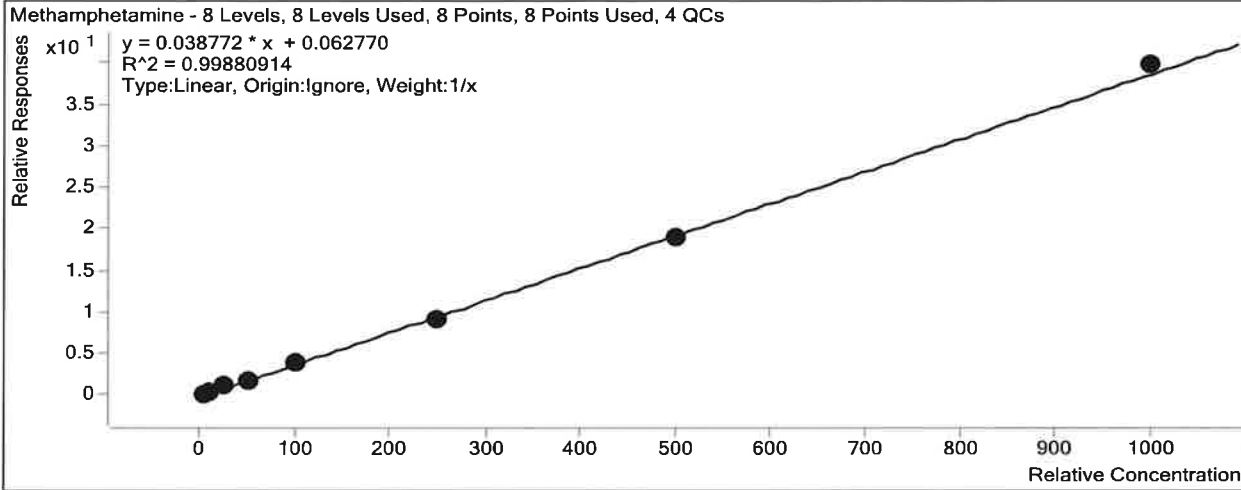
ISP Forensics Calibration Curve Report

TS
D

Batch Data Path C:\MassHunter\Data\2018\MD Quant\052918 MDQ P1 P2 TS\QuantResults\052918 MDQ P1a
worklist 2427 TS.batch.bin

Last Calib Update 6/1/2018 10:46 AM **Analyst Name** ISP TOX

Target Compound *Methamphetamine*
Internal Standard *Methamphetamine-D11*



Sample	Level	Enabled	Exp Conc	Final Conc	Accuracy
a cal 1-5ng.d	1	<input checked="" type="checkbox"/>	5	4.8	96.6
a cal 2-10ng.d	2	<input checked="" type="checkbox"/>	10	10.2	102.5
a QC 10 (QC1).d	2	<input checked="" type="checkbox"/>	10	7.9	78.7
a cal 3-25ng.d	3	<input checked="" type="checkbox"/>	25	27.6	110.6
a cal 4-50ng.d	4	<input checked="" type="checkbox"/>	50	46.3	92.7
a cal 5-100ng.d	5	<input checked="" type="checkbox"/>	100	102.9	102.9
a QC 100 (QC2).d	5	<input checked="" type="checkbox"/>	100	97.6	97.6
a cal 6-250ng.d	6	<input checked="" type="checkbox"/>	250	237.6	95.0
a QC 250 (QC 3).d	6	<input checked="" type="checkbox"/>	250	226.5	90.6
a cal 7-500ng.d	7	<input checked="" type="checkbox"/>	500	487.4	97.5
a cal 8-1000ng.d	8	<input checked="" type="checkbox"/>	1000	1023.1	102.3
a QC 1000 (QC 4).d	8	<input checked="" type="checkbox"/>	1000	1036.3	103.6

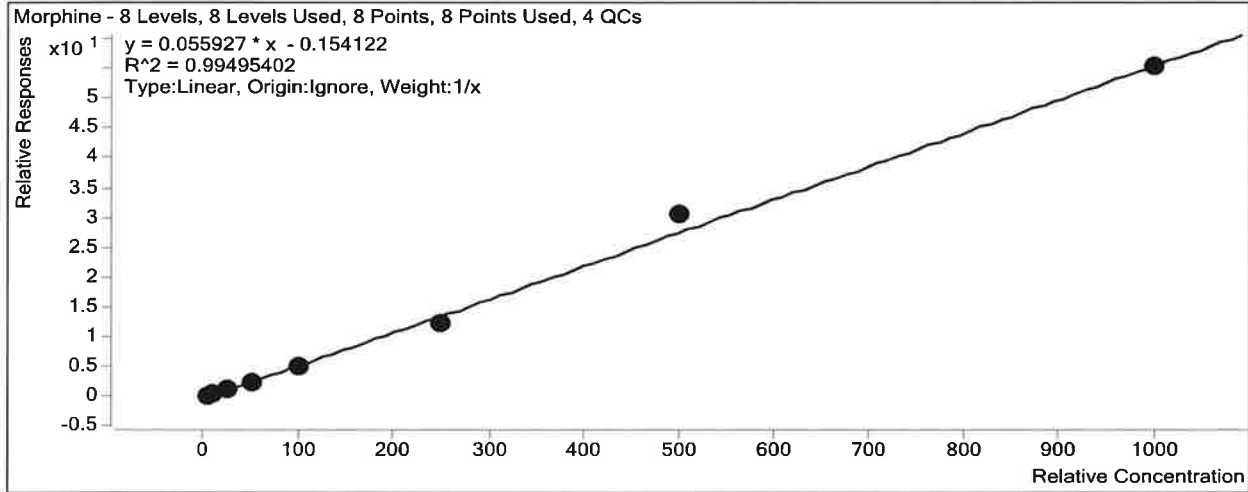
ISP Forensics Calibration Curve Report

TS
P

Batch Data Path C:\MassHunter\Data\2018\MD Quant\052918 MDQ P1 P2 TS\QuantResults\052918 MDQ P1a
worklist 2427 TS.batch.bin

Last Calib Update 6/1/2018 10:46 AM **Analyst Name** ISP TOX

Target Compound *Morphine*
Internal Standard *Morphine-D6*



Sample	Level	Enabled	Exp Conc	Final Conc	Accuracy
a cal 1-5ng.d	1	<input checked="" type="checkbox"/>	5	6.2	123.3
a cal 2-10ng.d	2	<input checked="" type="checkbox"/>	10	9.7	96.7
a QC 10 (QC1).d	2	<input checked="" type="checkbox"/>	10	12.8	127.5
a cal 3-25ng.d	3	<input checked="" type="checkbox"/>	25	24.7	99.0
a cal 4-50ng.d	4	<input checked="" type="checkbox"/>	50	46.9	93.7
a cal 5-100ng.d	5	<input checked="" type="checkbox"/>	100	88.8	88.8
a QC 100 (QC2).d	5	<input checked="" type="checkbox"/>	100	99.2	99.2
a cal 6-250ng.d	6	<input checked="" type="checkbox"/>	250	224.4	89.8
a QC 250 (QC 3).d	6	<input checked="" type="checkbox"/>	250	261.0	104.4
a cal 7-500ng.d	7	<input checked="" type="checkbox"/>	500	547.7	109.5
a cal 8-1000ng.d	8	<input checked="" type="checkbox"/>	1000	991.6	99.2
a QC 1000 (QC 4).d	8	<input checked="" type="checkbox"/>	1000	1170.2	117.0

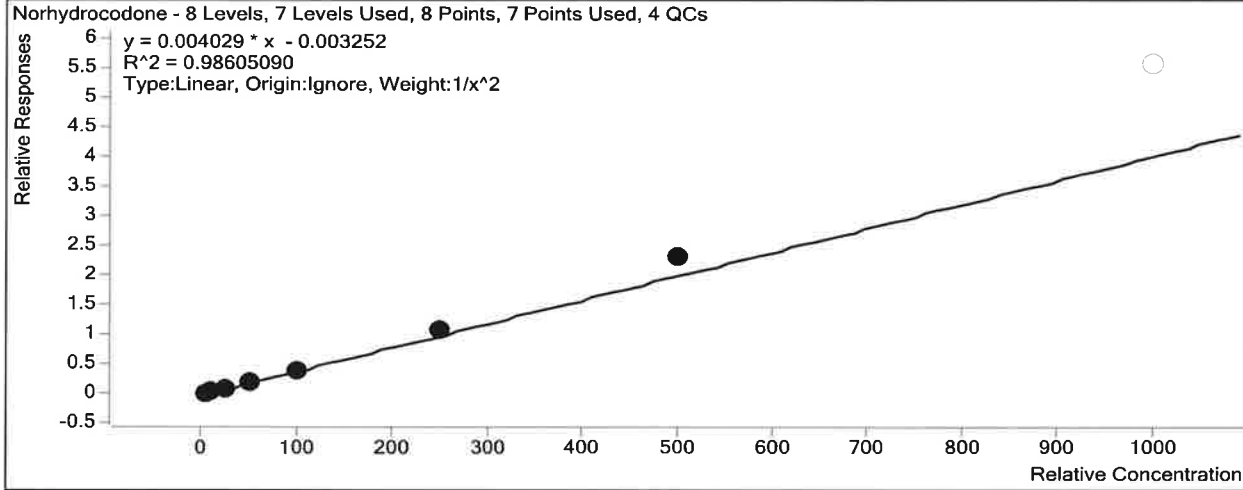
ISP Forensics Calibration Curve Report

TS
D

Batch Data Path C:\MassHunter\Data\2018\MD Quant\052918 MDQ P1 P2 TS\QuantResults\052918 MDQ P1a
worklist 2427 TS.batch.bin

Last Calib Update 6/1/2018 10:46 AM **Analyst Name** ISP TOX

Target Compound *Norhydrocodone*
Internal Standard *Norhydrocodone-D3*



Sample	Level	Enabled	Exp Conc	Final Conc	Accuracy
a cal 1-5ng.d	1	<input checked="" type="checkbox"/>	5	5.3	106.1
a cal 2-10ng.d	2	<input checked="" type="checkbox"/>	10	9.5	94.7
a QC 10 (QC1).d	2	<input checked="" type="checkbox"/>	10	8.5	84.9
a cal 3-25ng.d	3	<input checked="" type="checkbox"/>	25	21.2	84.9
a cal 4-50ng.d	4	<input checked="" type="checkbox"/>	50	46.4	92.9
a cal 5-100ng.d	5	<input checked="" type="checkbox"/>	100	99.5	99.5
a QC 100 (QC2).d	5	<input checked="" type="checkbox"/>	100	103.8	103.8
a cal 6-250ng.d	6	<input checked="" type="checkbox"/>	250	269.2	107.7
a QC 250 (QC 3).d	6	<input checked="" type="checkbox"/>	250	289.6	115.8
a cal 7-500ng.d	7	<input checked="" type="checkbox"/>	500	571.1	114.2
a cal 8-1000ng.d	8	<input type="checkbox"/>	1000	1378.3	137.8
a QC 1000 (QC 4).d	8	<input checked="" type="checkbox"/>	1000	1525.9	152.6

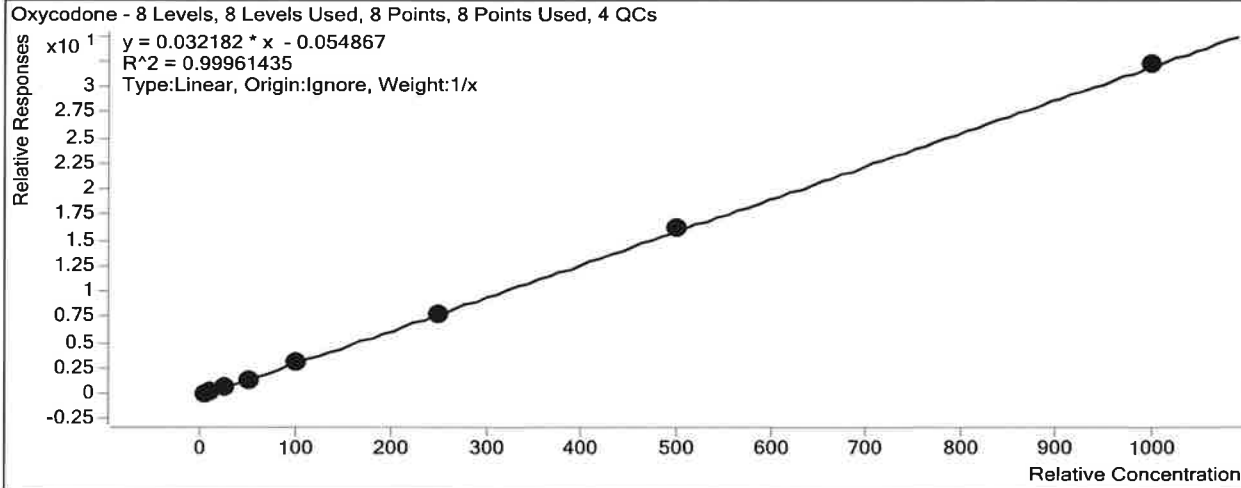
ISP Forensics Calibration Curve Report

TS
↑

Batch Data Path C:\MassHunter\Data\2018\MD Quant\052918 MDQ P1 P2 TS\QuantResults\052918 MDQ P1a
worklist 2427 TS.batch.bin

Last Calib Update 6/1/2018 10:46 AM **Analyst Name** ISP TOX

Target Compound Oxycodone
Internal Standard Oxycodone-D6



Sample	Level	Enabled	Exp Conc	Final Conc	Accuracy
a cal 1-5ng.d	1	<input checked="" type="checkbox"/>	5	5.7	114.0
a cal 2-10ng.d	2	<input checked="" type="checkbox"/>	10	10.0	99.9
a QC 10 (QC1).d	2	<input checked="" type="checkbox"/>	10	9.9	99.2
a cal 3-25ng.d	3	<input checked="" type="checkbox"/>	25	23.6	94.6
a cal 4-50ng.d	4	<input checked="" type="checkbox"/>	50	46.8	93.6
a cal 5-100ng.d	5	<input checked="" type="checkbox"/>	100	97.9	97.9
a QC 100 (QC2).d	5	<input checked="" type="checkbox"/>	100	96.4	96.4
a cal 6-250ng.d	6	<input checked="" type="checkbox"/>	250	245.2	98.1
a QC 250 (QC 3).d	6	<input checked="" type="checkbox"/>	250	246.0	98.4
a cal 7-500ng.d	7	<input checked="" type="checkbox"/>	500	509.1	101.8
a cal 8-1000ng.d	8	<input checked="" type="checkbox"/>	1000	1001.7	100.2
a QC 1000 (QC 4).d	8	<input checked="" type="checkbox"/>	1000	961.4	96.1

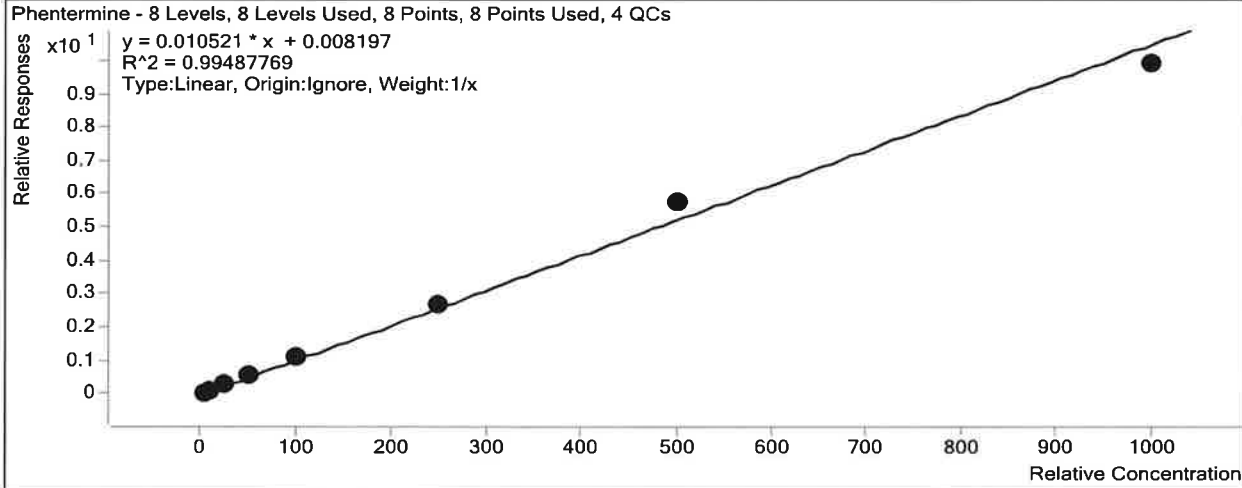
ISP Forensics Calibration Curve Report

TS
P

Batch Data Path C:\MassHunter\Data\2018\MD Quant\052918 MDQ P1 P2 TS\QuantResults\052918 MDQ P1a
worklist 2427 TS.batch.bin

Last Calib Update 6/1/2018 10:46 AM **Analyst Name** ISP TOX

Target Compound *Phentermine*
Internal Standard *Phentermine-D5*



Sample	Level	Enabled	Exp Conc	Final Conc	Accuracy
a cal 1-5ng.d	1	<input checked="" type="checkbox"/>	5	4.2	83.5
a cal 2-10ng.d	2	<input checked="" type="checkbox"/>	10	9.6	95.9
a QC 10 (QC1).d	2	<input checked="" type="checkbox"/>	10	9.9	99.0
a cal 3-25ng.d	3	<input checked="" type="checkbox"/>	25	26.2	104.9
a cal 4-50ng.d	4	<input checked="" type="checkbox"/>	50	52.2	104.5
a cal 5-100ng.d	5	<input checked="" type="checkbox"/>	100	106.3	106.3
a QC 100 (QC2).d	5	<input checked="" type="checkbox"/>	100	104.5	104.5
a cal 6-250ng.d	6	<input checked="" type="checkbox"/>	250	252.9	101.2
a QC 250 (QC 3).d	6	<input checked="" type="checkbox"/>	250	258.1	103.2
a cal 7-500ng.d	7	<input checked="" type="checkbox"/>	500	548.7	109.7
a cal 8-1000ng.d	8	<input checked="" type="checkbox"/>	1000	939.8	94.0
a QC 1000 (QC 4).d	8	<input checked="" type="checkbox"/>	1000	1115.2	111.5

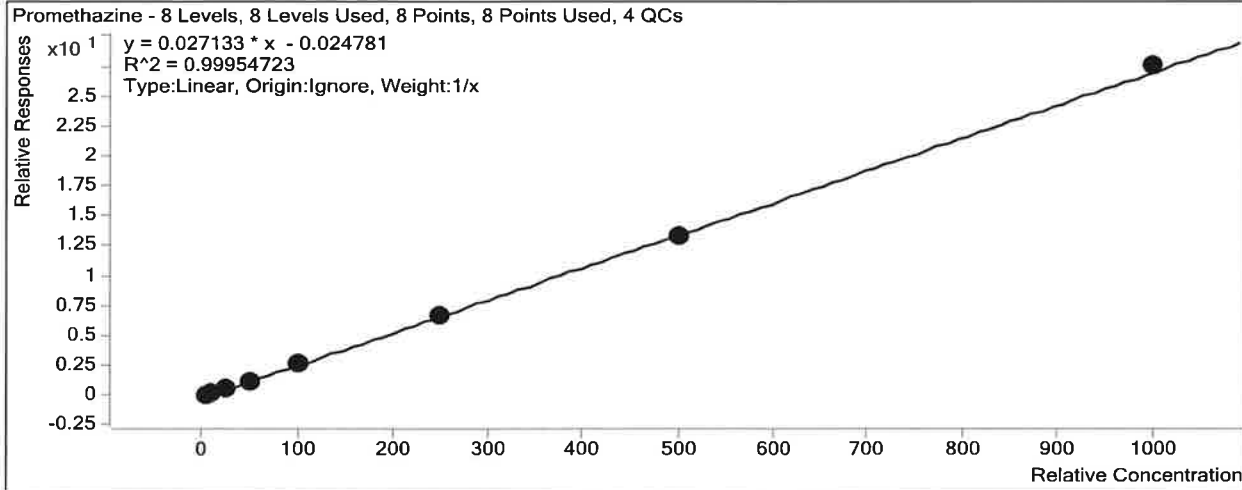
ISP Forensics Calibration Curve Report

TS
↑

Batch Data Path C:\MassHunter\Data\2018\MD Quant\052918 MDQ P1 P2 TS\QuantResults\052918 MDQ P1a
worklist 2427 TS.batch.bin

Last Calib Update 6/1/2018 10:46 AM **Analyst Name** ISP TOX

Target Compound *Promethazine*
Internal Standard *Promethazine-D3*



Sample	Level	Enabled	Exp Conc	Final Conc	Accuracy
a cal 1-5ng.d	1	<input checked="" type="checkbox"/>	5	5.4	107.1
a cal 2-10ng.d	2	<input checked="" type="checkbox"/>	10	10.5	105.0
a QC 10 (QC1).d	2	<input checked="" type="checkbox"/>	10	10.3	102.7
a cal 3-25ng.d	3	<input checked="" type="checkbox"/>	25	24.4	97.7
a cal 4-50ng.d	4	<input checked="" type="checkbox"/>	50	46.0	92.1
a cal 5-100ng.d	5	<input checked="" type="checkbox"/>	100	99.1	99.1
a QC 100 (QC2).d	5	<input checked="" type="checkbox"/>	100	101.1	101.1
a cal 6-250ng.d	6	<input checked="" type="checkbox"/>	250	248.6	99.4
a QC 250 (QC 3).d	6	<input checked="" type="checkbox"/>	250	256.0	102.4
a cal 7-500ng.d	7	<input checked="" type="checkbox"/>	500	490.8	98.2
a cal 8-1000ng.d	8	<input checked="" type="checkbox"/>	1000	1015.3	101.5
a QC 1000 (QC 4).d	8	<input checked="" type="checkbox"/>	1000	1007.3	100.7

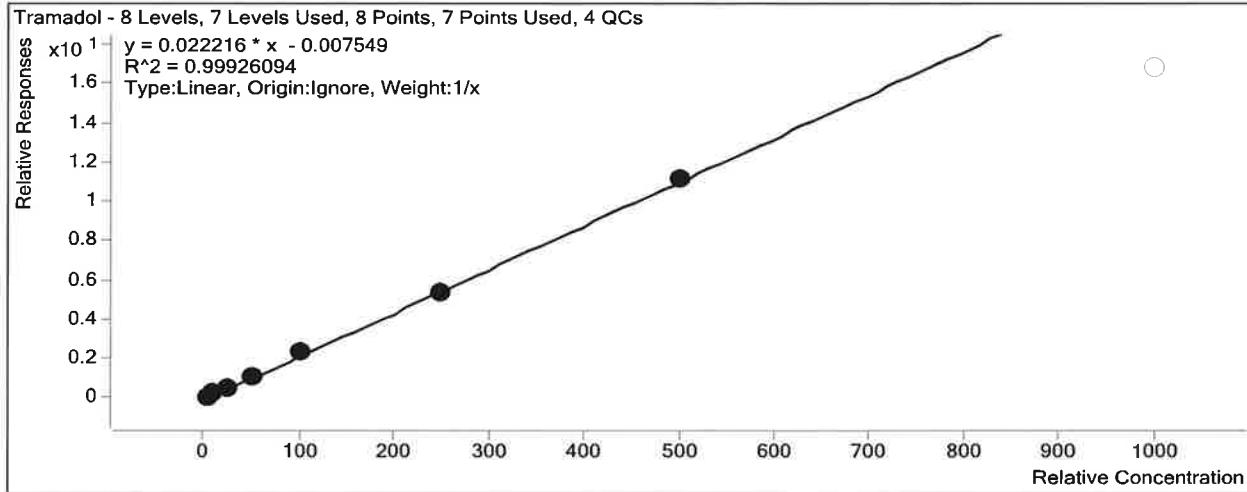
ISP Forensics Calibration Curve Report

TS
P

Batch Data Path C:\MassHunter\Data\2018\MD Quant\052918 MDQ P1 P2 TS\QuantResults\052918 MDQ P1a
worklist 2427 TS.batch.bin

Last Calib Update 6/1/2018 10:46 AM **Analyst Name** ISP TOX

Target Compound *Tramadol*
Internal Standard *Tramadol-13C-D3*



Sample	Level	Enabled	Exp Conc	Final Conc	Accuracy
a cal 1-5ng.d	1	<input checked="" type="checkbox"/>	5	4.8	96.1
a cal 2-10ng.d	2	<input checked="" type="checkbox"/>	10	10.8	107.9
a QC 10 (QC1).d	2	<input checked="" type="checkbox"/>	10	9.7	97.4
a cal 3-25ng.d	3	<input checked="" type="checkbox"/>	25	24.4	97.5
a cal 4-50ng.d	4	<input checked="" type="checkbox"/>	50	47.7	95.5
a cal 5-100ng.d	5	<input checked="" type="checkbox"/>	100	104.8	104.8
a QC 100 (QC2).d	5	<input checked="" type="checkbox"/>	100	102.6	102.6
a cal 6-250ng.d	6	<input checked="" type="checkbox"/>	250	243.8	97.5
a QC 250 (QC 3).d	6	<input checked="" type="checkbox"/>	250	245.7	98.3
a cal 7-500ng.d	7	<input checked="" type="checkbox"/>	500	503.7	100.7
a cal 8-1000ng.d	8	<input type="checkbox"/>	1000	756.9	75.7
a QC 1000 (QC 4).d	8	<input type="checkbox"/>	1000	730.8	73.1

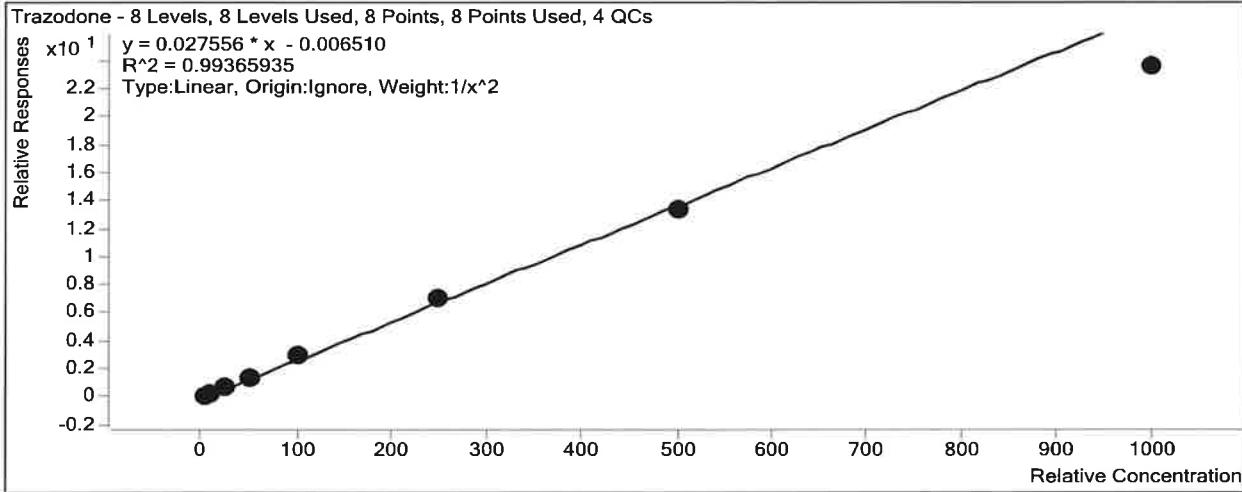
ISP Forensics Calibration Curve Report

TS
P

Batch Data Path C:\MassHunter\Data\2018\MD Quant\052918 MDQ P1 P2 TS\QuantResults\052918 MDQ P1a
worklist 2427 TS.batch.bin

Last Calib Update 6/1/2018 10:46 AM **Analyst Name** ISP TOX

Target Compound Trazodone
Internal Standard Trazodone-D6



Sample	Level	Enabled	Exp Conc	Final Conc	Accuracy
a cal 1-5ng.d	1	<input checked="" type="checkbox"/>	5	4.8	96.0
a cal 2-10ng.d	2	<input checked="" type="checkbox"/>	10	10.5	105.1
a QC 10 (QC1).d	2	<input checked="" type="checkbox"/>	10	10.0	99.7
a cal 3-25ng.d	3	<input checked="" type="checkbox"/>	25	26.2	104.7
a cal 4-50ng.d	4	<input checked="" type="checkbox"/>	50	51.1	102.3
a cal 5-100ng.d	5	<input checked="" type="checkbox"/>	100	106.6	106.6
a QC 100 (QC2).d	5	<input checked="" type="checkbox"/>	100	99.3	99.3
a cal 6-250ng.d	6	<input checked="" type="checkbox"/>	250	256.5	102.6
a QC 250 (QC 3).d	6	<input checked="" type="checkbox"/>	250	244.8	97.9
a cal 7-500ng.d	7	<input checked="" type="checkbox"/>	500	486.3	97.3
a cal 8-1000ng.d	8	<input checked="" type="checkbox"/>	1000	855.1	85.5
a QC 1000 (QC 4).d	8	<input checked="" type="checkbox"/>	1000	791.7	79.2

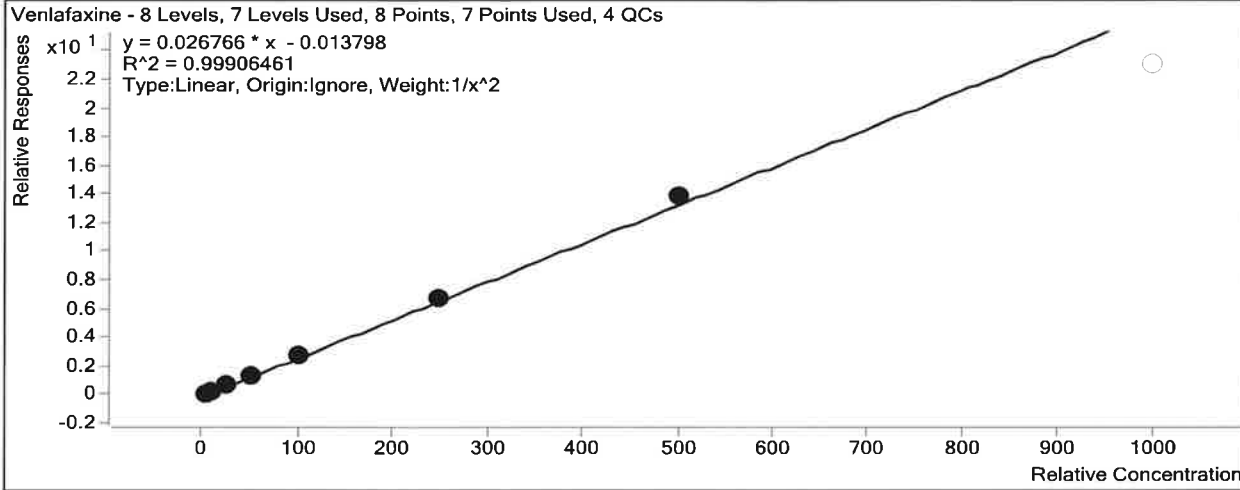
ISP Forensics Calibration Curve Report

TS

Batch Data Path C:\MassHunter\Data\2018\MD Quant\052918 MDQ P1 P2 TS\QuantResults\052918 MDQ P1a
worklist 2427 TS.batch.bin

Last Calib Update 6/1/2018 10:46 AM **Analyst Name** ISP TOX

Target Compound Venlafaxine
Internal Standard Venlafaxine-D6



Sample	Level	Enabled	Exp Conc	Final Conc	Accuracy
a cal 1-5ng.d	1	<input checked="" type="checkbox"/>	5	5.1	102.0
a cal 2-10ng.d	2	<input checked="" type="checkbox"/>	10	9.8	97.5
a QC 10 (QC1).d	2	<input checked="" type="checkbox"/>	10	9.6	95.7
a cal 3-25ng.d	3	<input checked="" type="checkbox"/>	25	24.3	97.1
a cal 4-50ng.d	4	<input checked="" type="checkbox"/>	50	48.8	97.6
a cal 5-100ng.d	5	<input checked="" type="checkbox"/>	100	101.1	101.1
a QC 100 (QC2).d	5	<input checked="" type="checkbox"/>	100	104.5	104.5
a cal 6-250ng.d	6	<input checked="" type="checkbox"/>	250	252.9	101.2
a QC 250 (QC 3).d	6	<input checked="" type="checkbox"/>	250	254.8	101.9
a cal 7-500ng.d	7	<input checked="" type="checkbox"/>	500	518.2	103.6
a cal 8-1000ng.d	8	<input type="checkbox"/>	1000	861.9	86.2
a QC 1000 (QC 4).d	8	<input checked="" type="checkbox"/>	1000	796.2	79.6

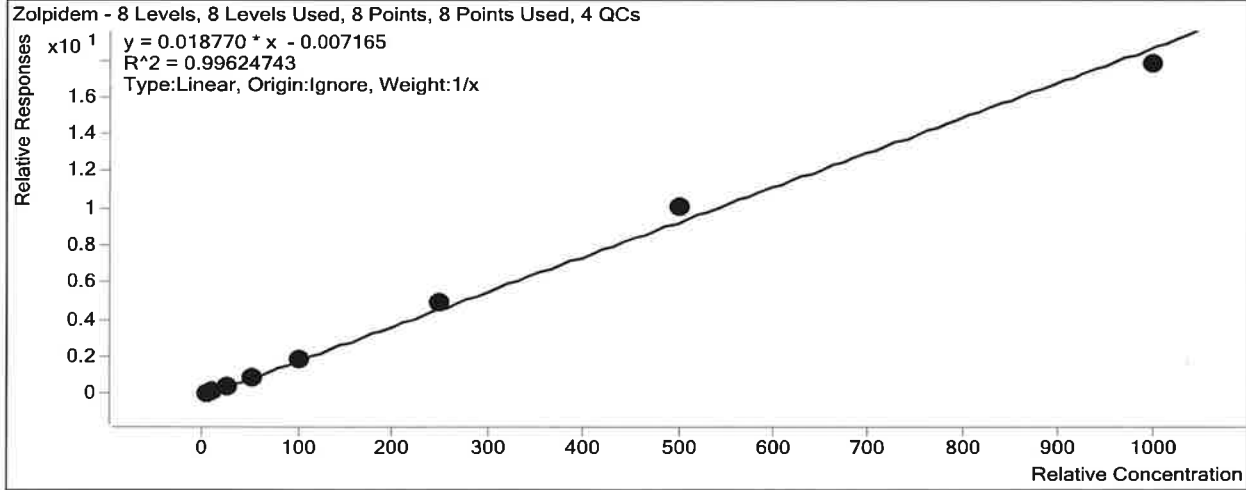
ISP Forensics Calibration Curve Report

TS
P

Batch Data Path C:\MassHunter\Data\2018\MD Quant\052918 MDQ P1 P2 TS\QuantResults\052918 MDQ P1a
worklist 2427 TS.batch.bin

Last Calib Update 6/1/2018 10:46 AM **Analyst Name** ISP TOX

Target Compound Zolpidem
Internal Standard Zolpidem-D6



Sample	Level	Enabled	Exp Conc	Final Conc	Accuracy
a cal 1-5ng.d	1	<input checked="" type="checkbox"/>	5	4.8	95.5
a cal 2-10ng.d	2	<input checked="" type="checkbox"/>	10	9.6	96.4
a QC 10 (QC1).d	2	<input checked="" type="checkbox"/>	10	8.8	88.3
a cal 3-25ng.d	3	<input checked="" type="checkbox"/>	25	24.5	98.0
a cal 4-50ng.d	4	<input checked="" type="checkbox"/>	50	49.9	99.8
a cal 5-100ng.d	5	<input checked="" type="checkbox"/>	100	103.2	103.2
a QC 100 (QC2).d	5	<input checked="" type="checkbox"/>	100	96.0	96.0
a cal 6-250ng.d	6	<input checked="" type="checkbox"/>	250	260.9	104.3
a QC 250 (QC 3).d	6	<input checked="" type="checkbox"/>	250	265.2	106.1
a cal 7-500ng.d	7	<input checked="" type="checkbox"/>	500	540.3	108.1
a cal 8-1000ng.d	8	<input checked="" type="checkbox"/>	1000	946.9	94.7
a QC 1000 (QC 4).d	8	<input checked="" type="checkbox"/>	1000	930.5	93.0

TS
D

ISP FORENSICS - Pocatello Instrument # 59740

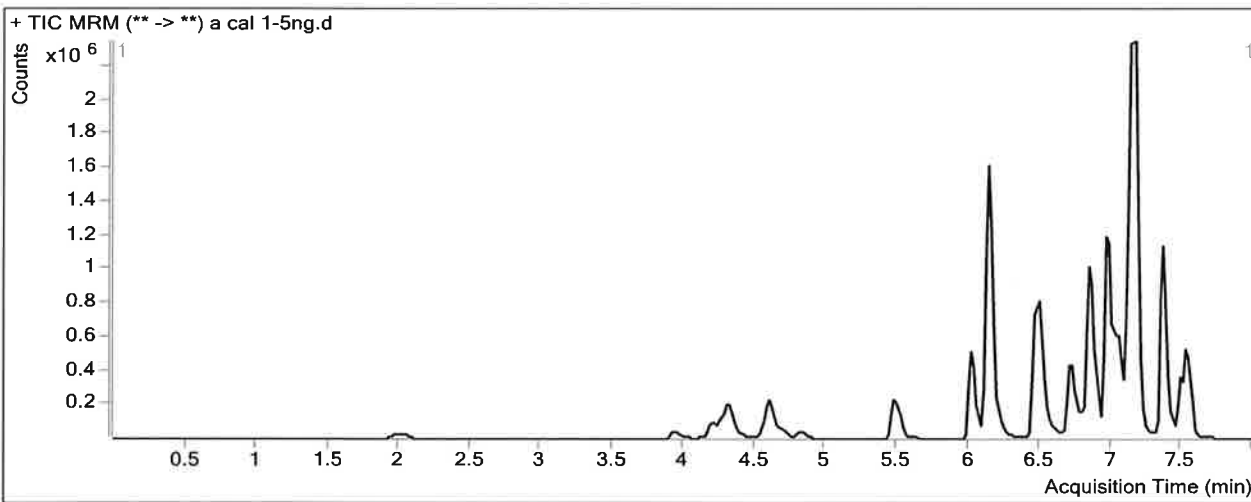
Multi-Drug Confirmatory Analysis Report

Batch Data Path C:\MassHunter\Data\2018\MD Quant\052918 MDQ P1 P2 TS\QuantResults\052918 MDQ P1a worklist 2427 TS
Analysis Time 6/1/2018 10:46 AM **Analyst Name** ISPUser
Report Time 6/6/2018 11:29 AM **Reporter Name** ISPUser
Last Calib Update 6/1/2018 10:46 AM **Batch State** Processed

Analysis Info

Acq Time 2018-05-29 21:49 **Data File** a cal 1-5ng.d
Sample Type Calibration **Sample Name** a cal 1-5ng.d
Dilution 1 **Acq Method** MD Quant Panel 1a 1-19-2018.m
Position P1-A1 **Sample Info**
Inj Vol -1 **Comment** AM 28

Sample Chromatogram



Results

Compound	ISTD Compound	RT	Response	ISTD Resp	Resp Ratio	Final Conc
Morphine	Morphine-D6	1.368	5660	29684	0.1907	6.1649
Hydromorphone	Hydromorphone-D6	2.029	26156	213652	0.1224	6.0825
Codeine	Codeine-D6	3.992	11738	118613	0.0990	5.8163
Amphetamine	Amphetamine-D11	4.324	203244	461182	0.4407	4.6532
Oxycodone	Oxycodone-D6	4.330	111888	870522	0.1285	5.6988
Hydrocodone	Hydrocodone-D6	4.635	38025	497837	0.0764	4.9001
Norhydrocodone	Norhydrocodone-D3	4.659	2208	121811	0.0181	5.3062
Methamphetamine	Methamphetamine-D11	4.702	127741	510964	0.2500	4.8291
6-MAM	6-MAM-D6	4.829	1686	146498	0.0115	1.2396
Phentermine	Phentermine-D5	5.546	53167	1019505	0.0521	4.1775
Dextrorphan	Dextrorphan-D3	6.022	81590	1693968	0.0482	5.0468
7-aminoclonazepam	7-Aminoclonazepam-D4	6.134	87200	834447	0.1045	4.3079
Tramadol	Tramadol-13C-D3	6.159	493033	4970050	0.0992	4.8051
Doxylamine	Doxylamine-D5	6.502	277075	3418479	0.0811	4.0475
Bupropion	Bupropion-D9	6.730	199169	1483018	0.1343	4.9825
Meprobamate	Meprobamate-D7	6.813	28355	297322	0.0954	4.1550
Zolpidem	Zolpidem-D6	6.862	305148	3698493	0.0825	4.7774
Venlafaxine	Venlafaxine-D6	6.986	458935	3741748	0.1227	5.0979
Trazodone	Trazodone-D6	7.076	234246	1862310	0.1258	4.8009
Citalopram	Citalopram-D6	7.118	250153	2471113	0.1012	5.0849

ISP FORENSICS - Pocatello Instrument # 59740

Multi-Drug Confirmatory Analysis Report *a cal 1-5ng*

TS
D

Compound	ISTD Compound	RT	Response	ISTD Resp	Resp Ratio	Final Conc
Dextromethorphan	Dextromethorphan-D3	7.150	94121	916084	0.1027	5.2024
Diphenhydramine	Diphenhydramine-D3	7.173	463104	5719910	0.0810	4.9468
Promethazine	Promethazine-D3	7.368	383137	3180056	0.1205	5.3538
Clonazepam	Clonazepam-D4	7.405	83483	170011	0.4910	5.0416
a-hydroxyalprazolam	a-hydroxyalprazolam-D5	7.480	14310	155926	0.0918	6.1092
Carisoprodol	Carisoprodol-D7	7.494	82006	700403	0.1171	6.2259
Lorazepam	Alprazolam-D5	7.523	38220	1120452	0.0341	1.9362
Alprazolam	Alprazolam-D5	7.547	168999	1120452	0.1508	6.0416

TS
S

ISP FORENSICS - Pocatello Instrument # 59740

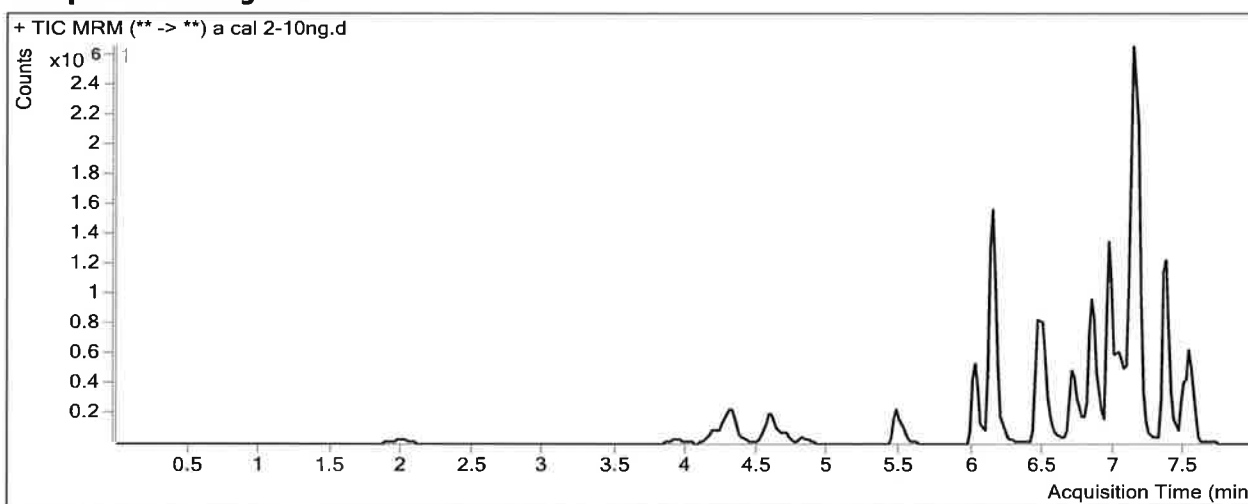
Multi-Drug Confirmatory Analysis Report

Batch Data Path C:\MassHunter\Data\2018\MD Quant\052918 MDQ P1 P2 TS\QuantResults\052918 MDQ P1a worklist 2427 TS
Analysis Time 6/1/2018 10:46 AM **Analyst Name** ISPUser
Report Time 6/6/2018 11:29 AM **Reporter Name** ISPUser
Last Calib Update 6/1/2018 10:46 AM **Batch State** Processed

Analysis Info

Acq Time 2018-05-29 22:21 **Data File** a cal 2-10ng.d
Sample Type Calibration **Sample Name** a cal 2-10ng.d
Dilution 1 **Acq Method** MD Quant Panel 1a 1-19-2018.m
Position P1-B1 **Sample Info**
Inj Vol -1 **Comment** AM 28

Sample Chromatogram



Results

Compound	ISTD Compound	RT	Response	ISTD Resp	Resp Ratio	Final Conc
Morphine	Morphine-D6	1.348	10528	27225	0.3867	9.6702
Hydromorphone	Hydromorphone-D6	2.029	48345	183049	0.2641	10.1694
Codeine	Codeine-D6	3.992	22567	106760	0.2114	10.1001
Amphetamine	Amphetamine-D11	4.324	373762	448383	0.8336	10.7066
Oxycodone	Oxycodone-D6	4.330	205819	772002	0.2666	9.9893
Hydrocodone	Hydrocodone-D6	4.615	70717	430889	0.1641	9.7985
Norhydrocodone	Norhydrocodone-D3	4.659	3463	99270	0.0349	9.4674
Methamphetamine	Methamphetamine-D11	4.702	207284	450600	0.4600	10.2458
6-MAM	6-MAM-D6	4.829	3057	132124	0.0231	1.6641
Phentermine	Phentermine-D5	5.526	100097	917781	0.1091	9.5869
Dextrophan	Dextrophan-D3	6.022	170928	1569098	0.1089	10.0609
7-aminoclonazepam	7-Aminoclonazepam-D4	6.134	170192	759102	0.2242	9.5087
Tramadol	Tramadol-13C-D3	6.159	999349	4305023	0.2321	10.7888
Doxylamine	Doxylamine-D5	6.483	567395	3129229	0.1813	9.3099
Bupropion	Bupropion-D9	6.730	412180	1369324	0.3010	10.2273
Meprobamate	Meprobamate-D7	6.813	67784	282685	0.2398	9.9266
Zolpidem	Zolpidem-D6	6.862	585893	3370968	0.1738	9.6416
Venlafaxine	Venlafaxine-D6	6.966	868330	3512528	0.2472	9.7513
Trazodone	Trazodone-D6	7.076	487063	1721221	0.2830	10.5054
Citalopram	Citalopram-D6	7.118	493431	2301791	0.2144	9.8876

ISP FORENSICS - Pocatello Instrument # 59740
Multi-Drug Confirmatory Analysis Report

TS
↑

a cal 2-10ng

Compound	ISTD Compound	RT	Response	ISTD Resp	Resp Ratio	Final Conc
Dextromethorphan	Dextromethorphan-D3	7.150	197213	820911	0.2402	10.4740
Diphenhydramine	Diphenhydramine-D3	7.173	954432	5217837	0.1829	10.2628
Promethazine	Promethazine-D3	7.368	806134	3097913	0.2602	10.5039
Clonazepam	Clonazepam-D4	7.405	178804	169552	1.0546	9.8266
a-hydroxyalprazolam	a-hydroxyalprazolam-D5	7.460	32232	151572	0.2127	10.7257
Carisoprodol	Carisoprodol-D7	7.494	155206	664415	0.2336	10.2413
Lorazepam	Alprazolam-D5	7.523	74699	1050275	0.0711	9.1551
Alprazolam	Alprazolam-D5	7.547	324170	1050275	0.3087	10.1884

TS
P

ISP FORENSICS - Pocatello Instrument # 59740

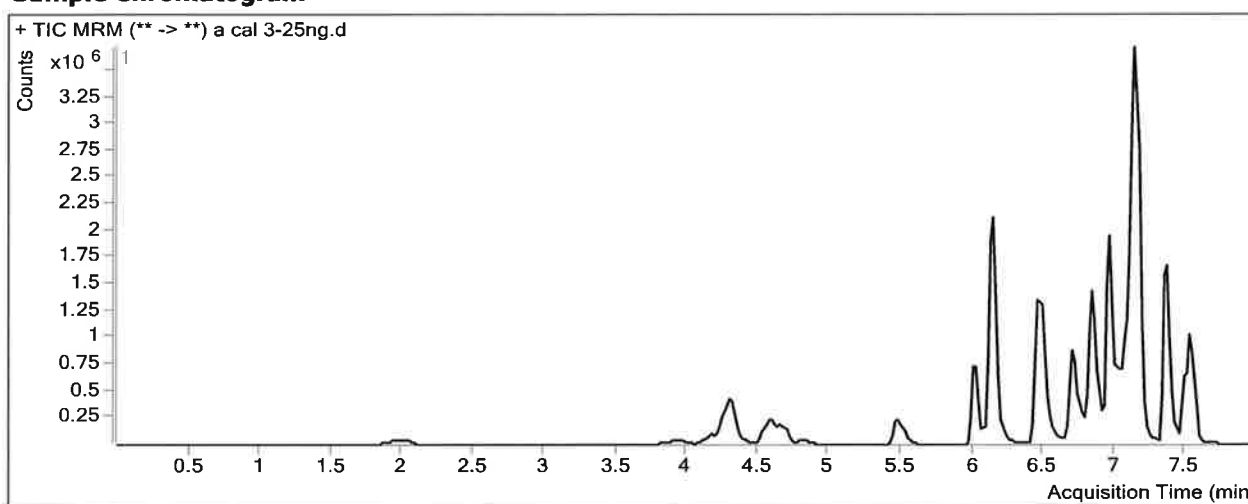
Multi-Drug Confirmatory Analysis Report

Batch Data Path C:\MassHunter\Data\2018\MD Quant\052918 MDQ P1 P2 TS\QuantResults\052918 MDQ P1a worklist 2427 TS
Analysis Time 6/1/2018 10:46 AM **Analyst Name** ISPUser
Report Time 6/6/2018 11:29 AM **Reporter Name** ISPUser
Last Calib Update 6/1/2018 10:46 AM **Batch State** Processed

Analysis Info

Acq Time 2018-05-29 22:52 **Data File** a cal 3-25ng.d
Sample Type Calibration **Sample Name** a cal 3-25ng.d
Dilution 1 **Acq Method** MD Quant Panel 1a 1-19-2018.m
Position P1-C1 **Sample Info**
Inj Vol -1 **Comment** AM 28

Sample Chromatogram



Results

Compound	ISTD Compound	RT	Response	ISTD Resp	Resp Ratio	Final Conc
Morphine	Morphine-D6	1.388	30094	24465	1.2301	24.7499
Hydromorphone	Hydromorphone-D6	2.029	134563	184631	0.7288	23.5742
Codeine	Codeine-D6	3.952	63351	110158	0.5751	23.9592
Amphetamine	Amphetamine-D11	4.304	845131	417678	2.0234	29.0396
Oxycodone	Oxycodone-D6	4.310	608751	862251	0.7060	23.6429
Hydrocodone	Hydrocodone-D6	4.615	205506	462126	0.4447	25.4632
Norhydrocodone	Norhydrocodone-D3	4.639	9074	110311	0.0823	21.2252
Methamphetamine	Methamphetamine-D11	4.682	562345	495696	1.1345	27.6410
6-MAM	6-MAM-D6	4.829	6984	137874	0.0507	2.6691
Phentermine	Phentermine-D5	5.526	271385	955330	0.2841	26.2208
Dextrophan	Dextrophan-D3	6.022	459772	1646079	0.2793	24.1193
7-aminoclonazepam	7-Aminoclonazepam-D4	6.134	474294	767728	0.6178	26.6092
Tramadol	Tramadol-13C-D3	6.139	2572094	4817561	0.5339	24.3719
Doxylamine	Doxylamine-D5	6.483	1634414	3247878	0.5032	26.2046
Bupropion	Bupropion-D9	6.730	1136135	1492486	0.7612	24.7063
Meprobamate	Meprobamate-D7	6.813	187935	294252	0.6387	25.8683
Zolpidem	Zolpidem-D6	6.862	1655143	3657596	0.4525	24.4909
Venlafaxine	Venlafaxine-D6	6.966	2326327	3659158	0.6358	24.2676
Trazodone	Trazodone-D6	7.076	1336654	1869353	0.7150	26.1849
Citalopram	Citalopram-D6	7.118	1283118	2237893	0.5734	25.1265

ISP FORENSICS - Pocatello Instrument # 59740
Multi-Drug Confirmatory Analysis Report

TS
P
a cal 3-25ng

Compound	ISTD Compound	RT	Response	ISTD Resp	Resp Ratio	Final Conc
Dextromethorphan	Dextromethorphan-D3	7.130	564340	886544	0.6366	25.6697
Diphenhydramine	Diphenhydramine-D3	7.153	2576480	5529120	0.4660	25.0223
Promethazine	Promethazine-D3	7.368	2030377	3183996	0.6377	24.4158
Clonazepam	Clonazepam-D4	7.405	425473	147648	2.8817	25.3412
a-hydroxyalprazolam	a-hydroxyalprazolam-D5	7.460	84949	145339	0.5845	24.9266
Carisoprodol	Carisoprodol-D7	7.494	400594	660734	0.6063	23.0850
Lorazepam	Alprazolam-D5	7.523	195423	1113962	0.1754	29.4987
Alprazolam	Alprazolam-D5	7.547	938702	1113962	0.8427	24.2197

ISP FORENSICS - Pocatello Instrument # 59740

Multi-Drug Confirmatory Analysis Report

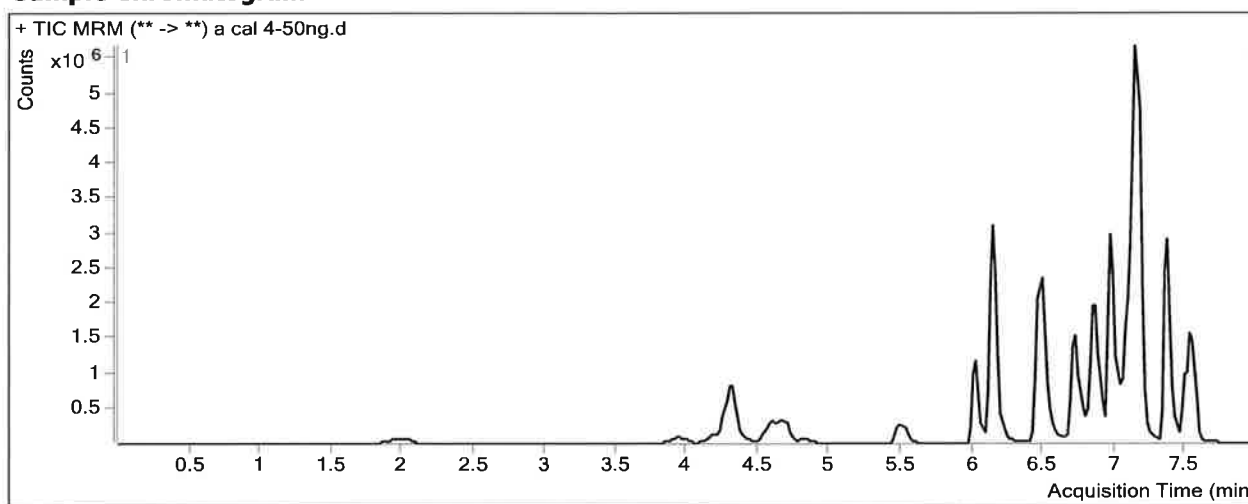
TS
R

Batch Data Path C:\MassHunter\Data\2018\MD Quant\052918 MDQ P1 P2 TS\QuantResults\052918 MDQ P1a worklist 2427 TS
Analysis Time 6/1/2018 10:46 AM **Analyst Name** ISPUser
Report Time 6/6/2018 11:29 AM **Reporter Name** ISPUser
Last Calib Update 6/1/2018 10:46 AM **Batch State** Processed

Analysis Info

Acq Time 2018-05-29 23:24 **Data File** a cal 4-50ng.d
Sample Type Calibration **Sample Name** a cal 4-50ng.d
Dilution 1 **Acq Method** MD Quant Panel 1a 1-19-2018.m
Position P1-D1 **Sample Info**
Inj Vol -1 **Comment** AM 28

Sample Chromatogram



Results

Compound	ISTD Compound	RT	Response	ISTD Resp	Resp Ratio	Final Conc
Morphine	Morphine-D6	1.368	65263	26456	2.4668	46.8632
Hydromorphone	Hydromorphone-D6	2.009	303370	204949	1.4802	45.2486
Codeine	Codeine-D6	3.952	133528	114317	1.1680	46.5540
Amphetamine	Amphetamine-D11	4.304	1697184	494551	3.4318	50.7397
Oxycodone	Oxycodone-D6	4.310	1318972	908603	1.4516	46.8128
Hydrocodone	Hydrocodone-D6	4.615	430855	492558	0.8747	49.4720
Norhydrocodone	Norhydrocodone-D3	4.639	20213	109972	0.1838	46.4318
Methamphetamine	Methamphetamine-D11	4.682	1054477	567154	1.8592	46.3349
6-MAM	6-MAM-D6	4.829	16709	143413	0.1165	5.0738
Phentermine	Phentermine-D5	5.526	566433	1015302	0.5579	52.2463
Dextroprphan	Dextroprphan-D3	6.022	989183	1761959	0.5614	47.3959
7-aminoclonazepam	7-Aminoclonazepam-D4	6.134	948156	783470	1.2102	52.3482
Tramadol	Tramadol-13C-D3	6.159	5300620	5034955	1.0528	47.7273
Doxylamine	Doxylamine-D5	6.483	3393008	3272886	1.0367	54.2033
Bupropion	Bupropion-D9	6.730	2425217	1629302	1.4885	47.5866
Meprobamate	Meprobamate-D7	6.813	384698	288861	1.3318	53.5669
Zolpidem	Zolpidem-D6	6.862	3513867	3780412	0.9295	49.9025
Venlafaxine	Venlafaxine-D6	6.966	4874639	3772394	1.2922	48.7921
Trazodone	Trazodone-D6	7.076	2767930	1973693	1.4024	51.1299
Citalopram	Citalopram-D6	7.118	2733933	2453715	1.1142	48.0850

ISP FORENSICS - Pocatello Instrument # 59740
Multi-Drug Confirmatory Analysis Report

TS
↑

a cal 4-50ng

Compound	ISTD Compound	RT	Response	ISTD Resp	Resp Ratio	Final Conc
Dextromethorphan	Dextromethorphan-D3	7.150	1168973	978934	1.1941	47.0475
Diphenhydramine	Diphenhydramine-D3	7.173	5357451	5873351	0.9122	48.2868
Promethazine	Promethazine-D3	7.368	4572063	3735116	1.2241	46.0279
Clonazepam	Clonazepam-D4	7.405	750199	132302	5.6703	49.0210
a-hydroxyalprazolam	a-hydroxyalprazolam-D5	7.480	151181	149757	1.0095	41.1587
Carisoprodol	Carisoprodol-D7	7.494	818451	647322	1.2644	45.7639
Lorazepam	Alprazolam-D5	7.523	340408	1110410	0.3066	55.0739
Alprazolam	Alprazolam-D5	7.547	1818290	1110410	1.6375	45.1038

ISP FORENSICS - Pocatello Instrument # 59740

Multi-Drug Confirmatory Analysis Report

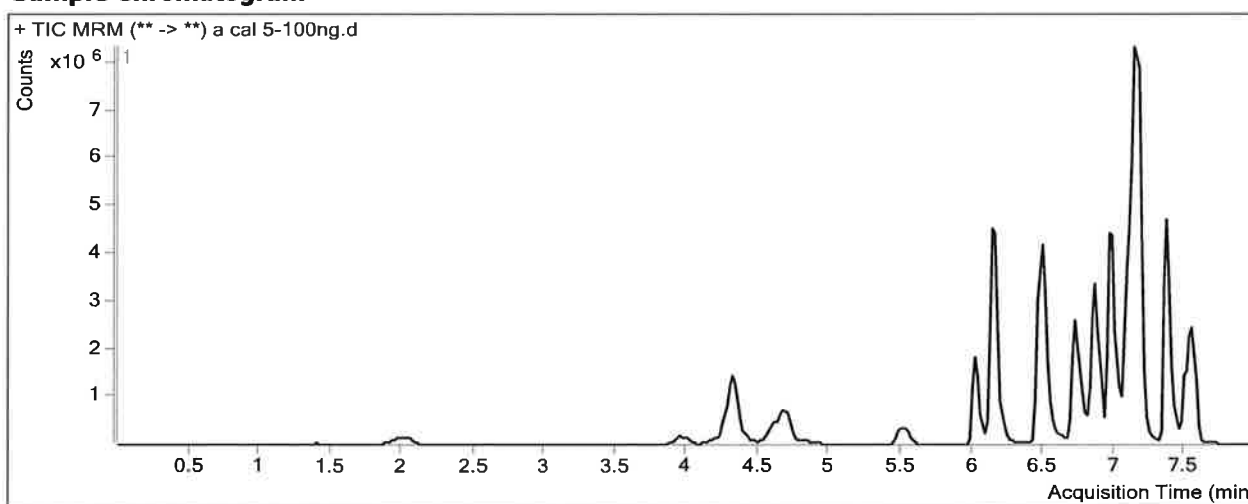
TS
↑

Batch Data Path C:\MassHunter\Data\2018\MD Quant\052918 MDQ P1 P2 TS\QuantResults\052918 MDQ P1a worklist 2427 TS
Analysis Time 6/1/2018 10:46 AM **Analyst Name** ISPUser
Report Time 6/6/2018 11:29 AM **Reporter Name** ISPUser
Last Calib Update 6/1/2018 10:46 AM **Batch State** Processed

Analysis Info

Acq Time 2018-05-29 23:55 **Data File** a cal 5-100ng.d
Sample Type Calibration **Sample Name** a cal 5-100ng.d
Dilution 1 **Acq Method** MD Quant Panel 1a 1-19-2018.m
Position P1-E1 **Sample Info**
Inj Vol -1 **Comment** AM 28

Sample Chromatogram



Results

Compound	ISTD Compound	RT	Response	ISTD Resp	Resp Ratio	Final Conc
Morphine	Morphine-D6	1.368	132924	27618	4.8130	88.8144
Hydromorphone	Hydromorphone-D6	2.029	617300	197559	3.1246	92.6826
Codeine	Codeine-D6	3.972	267134	109894	2.4308	94.6726
Amphetamine	Amphetamine-D11	4.324	3112964	454681	6.8465	103.3540
Oxycodone	Oxycodone-D6	4.330	2616099	845381	3.0946	97.8646
Hydrocodone	Hydrocodone-D6	4.615	840438	470318	1.7870	100.4017
Norhydrocodone	Norhydrocodone-D3	4.659	41441	104204	0.3977	99.5233
Methamphetamine	Methamphetamine-D11	4.702	2478847	611656	4.0527	102.9082
6-MAM	6-MAM-D6	4.829	32887	136085	0.2417	9.6443
Phentermine	Phentermine-D5	5.526	1087936	965544	1.1268	106.3140
Dextrophan	Dextrophan-D3	6.022	1963882	1655533	1.1863	98.9531
7-aminoclonazepam	7-Aminoclonazepam-D4	6.134	1797075	735517	2.4433	105.9229
Tramadol	Tramadol-13C-D3	6.159	10518639	4532439	2.3207	104.8022
Doxylamine	Doxylamine-D5	6.483	6680601	3387900	1.9719	103.2858
Bupropion	Bupropion-D9	6.730	4301548	1398475	3.0759	97.5267
Meprobamate	Meprobamate-D7	6.813	692981	262098	2.6440	106.0081
Zolpidem	Zolpidem-D6	6.862	6965826	3610130	1.9295	103.1813
Venlafaxine	Venlafaxine-D6	6.986	9848242	3658526	2.6919	101.0844
Trazodone	Trazodone-D6	7.076	5432309	1853794	2.9304	106.5798
Citalopram	Citalopram-D6	7.118	5263256	2275435	2.3131	98.9765

ISP FORENSICS - Pocatello Instrument # 59740
Multi-Drug Confirmatory Analysis Report

TS
D

a cal 5-100ng

Compound	ISTD Compound	RT	Response	ISTD Resp	Resp Ratio	Final Conc
Dextromethorphan	Dextromethorphan-D3	7.150	2347291	919708	2.5522	99.1182
Diphenhydramine	Diphenhydramine-D3	7.173	10182751	5365098	1.8980	99.6879
Promethazine	Promethazine-D3	7.368	9448370	3548111	2.6629	99.0584
Clonazepam	Clonazepam-D4	7.405	1447999	126173	11.4763	98.3215
a-hydroxyalprazolam	a-hydroxyalprazolam-D5	7.480	292447	125364	2.3328	91.6959
Carisoprodol	Carisoprodol-D7	7.514	1510909	568391	2.6582	93.7996
Lorazepam	Alprazolam-D5	7.523	493062	953745	0.5170	96.1123
Alprazolam	Alprazolam-D5	7.547	3330018	953745	3.4915	93.8184

TS 

ISP FORENSICS - Pocatello Instrument # 59740

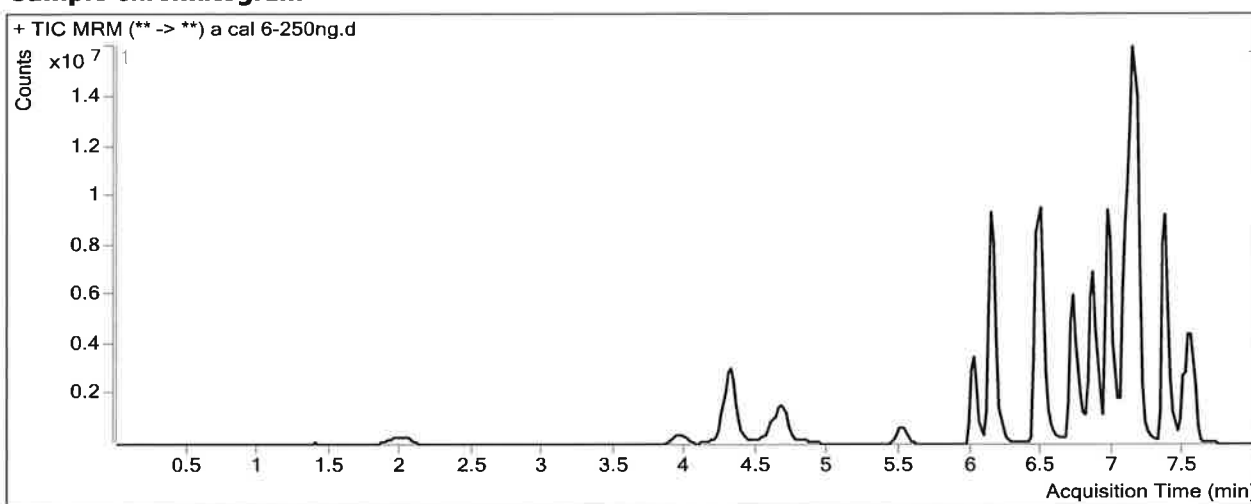
Multi-Drug Confirmatory Analysis Report

Batch Data Path C:\MassHunter\Data\2018\MD Quant\052918 MDQ P1 P2 TS\QuantResults\052918 MDQ P1a worklist 2427 TS
Analysis Time 6/1/2018 10:46 AM **Analyst Name** ISPUser
Report Time 6/6/2018 11:29 AM **Reporter Name** ISPUser
Last Calib Update 6/1/2018 10:46 AM **Batch State** Processed

Analysis Info

Acq Time 2018-05-30 00:27 **Data File** a cal 6-250ng.d
Sample Type Calibration **Sample Name** a cal 6-250ng.d
Dilution 1 **Acq Method** MD Quant Panel 1a 1-19-2018.m
Position P1-F1 **Sample Info**
Inj Vol -1 **Comment** AM 28

Sample Chromatogram



Results

Compound	ISTD Compound	RT	Response	ISTD Resp	Resp Ratio	Final Conc
Morphine	Morphine-D6	1.368	295733	23859	12.3950	224.3854
Hydromorphone	Hydromorphone-D6	2.009	1435449	175295	8.1887	238.7583
Codeine	Codeine-D6	3.952	593754	94425	6.2881	241.6555
Amphetamine	Amphetamine-D11	4.304	6905406	424738	16.2580	248.3678
Oxycodone	Oxycodone-D6	4.310	6293016	803129	7.8356	245.1856
Hydrocodone	Hydrocodone-D6	4.615	1974604	432176	4.5690	255.7224
Norhydrocodone	Norhydrocodone-D3	4.639	89138	82434	1.0813	269.2159
Methamphetamine	Methamphetamine-D11	4.682	5114508	551477	9.2742	237.5821
6-MAM	6-MAM-D6	4.829	78612	128076	0.6138	23.2336
Phentermine	Phentermine-D5	5.526	2416582	905360	2.6692	252.9150
Dextrophan	Dextrophan-D3	6.022	4580494	1534135	2.9857	247.4310
7-aminoclonazepam	7-Aminoclonazepam-D4	6.134	3798813	653656	5.8116	252.2708
Tramadol	Tramadol-13C-D3	6.139	25474140	4709252	5.4094	243.8293
Doxylamine	Doxylamine-D5	6.483	16511910	3295252	5.0108	262.7789
Bupropion	Bupropion-D9	6.730	11623819	1437810	8.0844	255.0975
Meprobamate	Meprobamate-D7	6.813	1488848	240893	6.1805	247.3428
Zolpidem	Zolpidem-D6	6.862	16775941	3431240	4.8892	260.8635
Venlafaxine	Venlafaxine-D6	6.966	23843917	3529649	6.7553	252.8969
Trazodone	Trazodone-D6	7.076	12958869	1835416	7.0605	256.4607
Citalopram	Citalopram-D6	7.118	11583029	1907792	6.0714	258.5165

ISP FORENSICS - Pocatello Instrument # 59740
Multi-Drug Confirmatory Analysis Report

TS
D

a cal 6-250ng

Compound	ISTD Compound	RT	Response	ISTD Resp	Resp Ratio	Final Conc
Dextromethorphan	Dextromethorphan-D3	7.150	4959089	831918	5.9610	229.8165
Diphenhydramine	Diphenhydramine-D3	7.173	23891374	4699258	5.0841	265.8169
Promethazine	Promethazine-D3	7.368	22251691	3311665	6.7192	248.5559
Clonazepam	Clonazepam-D4	7.405	2479478	85390	29.0370	247.4363
a-hydroxyalprazolam	a-hydroxyalprazolam-D5	7.480	571647	93621	6.1060	235.7992
Carisoprodol	Carisoprodol-D7	7.494	3041329	469135	6.4828	225.6052
Lorazepam	Alprazolam-D5	7.523	991477	807330	1.2281	234.8061
Alprazolam	Alprazolam-D5	7.547	7129708	807330	8.8312	234.1192

ISP FORENSICS - Pocatello Instrument # 59740

Multi-Drug Confirmatory Analysis Report

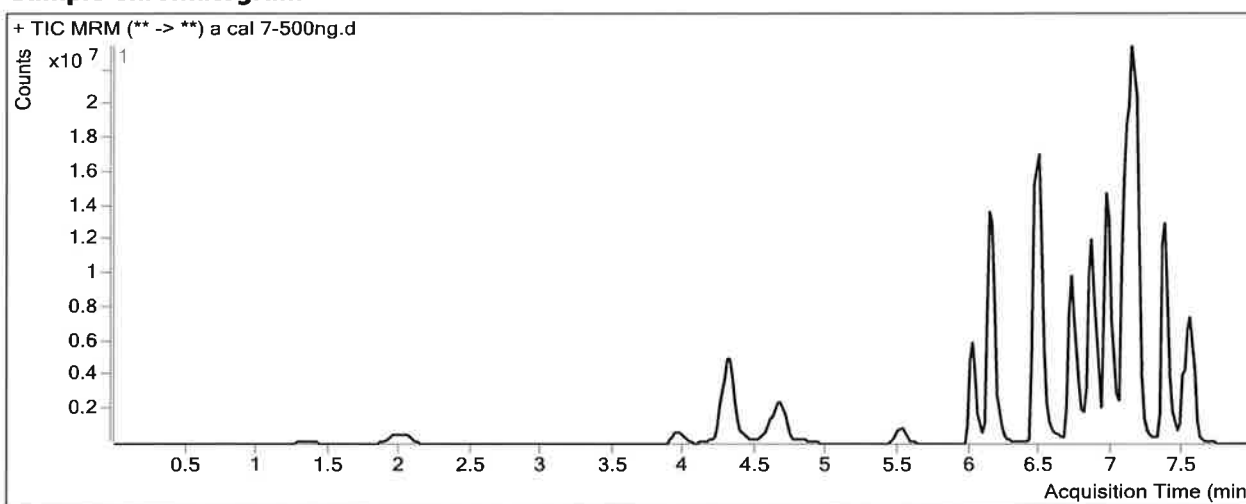
TS
P

Batch Data Path C:\MassHunter\Data\2018\MD Quant\052918 MDQ P1 P2 TS\QuantResults\052918 MDQ P1a worklist 2427 TS
Analysis Time 6/1/2018 10:46 AM **Analyst Name** ISPUser
Report Time 6/6/2018 11:29 AM **Reporter Name** ISPUser
Last Calib Update 6/1/2018 10:46 AM **Batch State** Processed

Analysis Info

Acq Time 2018-05-30 00:58 **Data File** a cal 7-500ng.d
Sample Type Calibration **Sample Name** a cal 7-500ng.d
Dilution 1 **Acq Method** MD Quant Panel 1a 1-19-2018.m
Position P1-G1 **Sample Info**
Inj Vol -1 **Comment** AM 28

Sample Chromatogram



Results

Compound	ISTD Compound	RT	Response	ISTD Resp	Resp Ratio	Final Conc
Morphine	Morphine-D6	1.368	626735	20564	30.4771	547.7022
Hydromorphone	Hydromorphone-D6	2.009	2827580	159696	17.7060	513.2878
Codeine	Codeine-D6	3.952	1106146	83525	13.2433	506.6854
Amphetamine	Amphetamine-D11	4.304	10471880	340303	30.7722	472.0039
Oxycodone	Oxycodone-D6	4.310	12295959	752950	16.3304	509.1483
Hydrocodone	Hydrocodone-D6	4.594	3626376	396691	9.1416	511.0104
Norhydrocodone	Norhydrocodone-D3	4.639	156867	68272	2.2977	571.1386
Methamphetamine	Methamphetamine-D11	4.682	7931149	418313	18.9598	487.3954
6-MAM	6-MAM-D6	4.829	155636	114394	1.3605	50.5031
Phentermine	Phentermine-D5	5.526	4098167	708848	5.7814	548.7196
Dextrophan	Dextrophan-D3	6.022	8209269	1325484	6.1934	512.1053
7-aminoclonazepam	7-Aminoclonazepam-D4	6.134	6123218	512491	11.9480	518.8803
Tramadol	Tramadol-13C-D3	6.159	43223047	3865364	11.1821	503.6754
Doxylamine	Doxylamine-D5	6.483	31628672	2946779	10.7333	563.1150
Bupropion	Bupropion-D9	6.730	18418756	1182190	15.5802	490.9208
Meprobamate	Meprobamate-D7	6.813	2453495	185931	13.1957	527.6998
Zolpidem	Zolpidem-D6	6.862	31476890	3106296	10.1333	540.2533
Venlafaxine	Venlafaxine-D6	6.966	40166861	2898998	13.8554	518.1594
Trazodone	Trazodone-D6	7.076	22185644	1656486	13.3932	486.2765
Citalopram	Citalopram-D6	7.118	18233732	1521976	11.9803	509.3445

ISP FORENSICS - Pocatello Instrument # 59740
Multi-Drug Confirmatory Analysis Report

TS 

a cal 7-500ng

Compound	ISTD Compound	RT	Response	ISTD Resp	Resp Ratio	Final Conc
Dextromethorphan	Dextromethorphan-D3	7.150	8296996	623756	13.3017	511.2658
Diphenhydramine	Diphenhydramine-D3	7.173	37606092	4044508	9.2981	485.5411
Promethazine	Promethazine-D3	7.368	32878971	2473771	13.2910	490.7683
Clonazepam	Clonazepam-D4	7.405	3611175	56667	63.7262	541.9955
a-hydroxyalprazolam	a-hydroxyalprazolam-D5	7.480	904175	70043	12.9089	495.6087
Carisoprodol	Carisoprodol-D7	7.514	4848970	325028	14.9186	516.3222
Lorazepam	Alprazolam-D5	7.523	1588870	645506	2.4614	475.3522
Alprazolam	Alprazolam-D5	7.547	12252152	645506	18.9807	500.7975

TS 

ISP FORENSICS - Pocatello Instrument # 59740

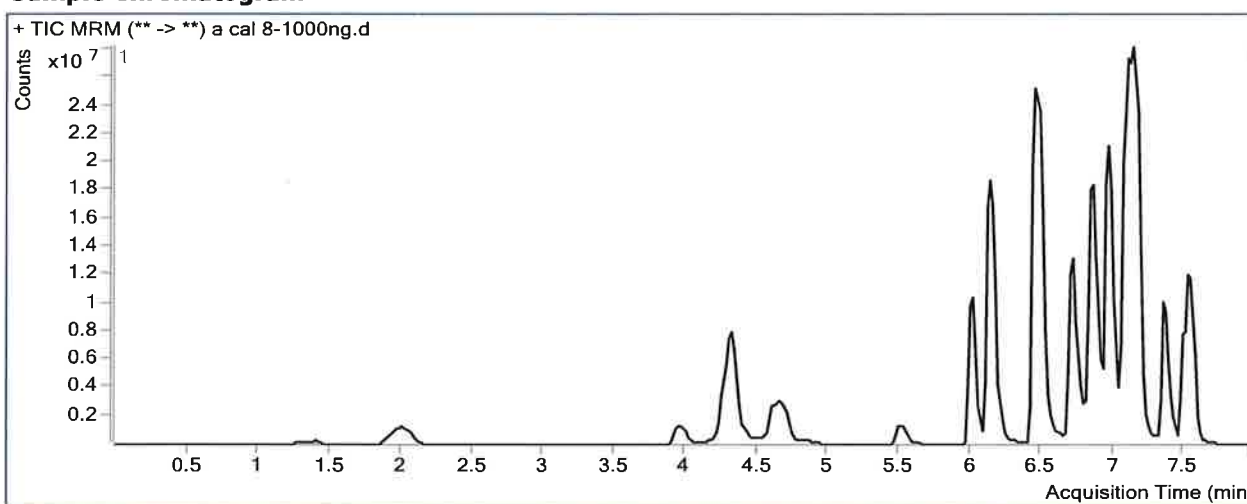
Multi-Drug Confirmatory Analysis Report

Batch Data Path C:\MassHunter\Data\2018\MD Quant\052918 MDQ P1 P2 TS\QuantResults\052918 MDQ P1a worklist 2427 TS
Analysis Time 6/1/2018 10:46 AM **Analyst Name** ISPUser
Report Time 6/6/2018 11:29 AM **Reporter Name** ISPUser
Last Calib Update 6/1/2018 10:46 AM **Batch State** Processed

Analysis Info

Acq Time 2018-05-30 01:30 **Data File** a cal 8-1000ng.d
Sample Type Calibration **Sample Name** a cal 8-1000ng.d
Dilution 1 **Acq Method** MD Quant Panel 1a 1-19-2018.m
Position P1-H1 **Sample Info**
Inj Vol -1 **Comment** AM 28

Sample Chromatogram



Results

Compound	ISTD Compound	RT	Response	ISTD Resp	Resp Ratio	Final Conc
Morphine	Morphine-D6	1.368	1392822	25184	55.3057	991.6498
Hydromorphone	Hydromorphone-D6	2.009	5931146	169788	34.9327	1010.1968
Codeine	Codeine-D6	3.952	1988619	75137	26.4665	1010.5569
Amphetamine	Amphetamine-D11	4.304	14060087	253839	55.3898	851.3135
Oxycodone	Oxycodone-D6	4.310	23615815	733862	32.1802	1001.6577
Hydrocodone	Hydrocodone-D6	4.594	6940051	394327	17.5997	983.2317
Norhydrocodone	Norhydrocodone-D3	4.639	339485	61175	5.5494	1378.2862
Methamphetamine	Methamphetamine-D11	4.682	9694747	244025	39.7285	1023.0634
6-MAM	6-MAM-D6	4.829	315583	114607	2.7536	101.3761
Phentermine	Phentermine-D5	5.526	5786001	584661	9.8963	939.8200
Dextrorphan	Dextrorphan-D3	6.022	16269347	1257744	12.9353	1068.3977
7-aminoclonazepam	7-Aminoclonazepam-D4	6.113	9964424	446146	22.3345	970.1521
Tramadol	Tramadol-13C-D3	6.139	67208599	3998759	16.8074	756.8804
Doxylamine	Doxylamine-D5	6.463	53956288	3087250	17.4771	917.0550
Bupropion	Bupropion-D9	6.730	27263129	807245	33.7731	1063.2798
Meprobamate	Meprobamate-D7	6.813	4419383	183006	24.1489	965.4326
Zolpidem	Zolpidem-D6	6.862	53300819	3000207	17.7657	946.8894
Venlafaxine	Venlafaxine-D6	6.966	63540196	2755825	23.0567	861.9218
Trazodone	Trazodone-D6	7.076	32954181	1398972	23.5560	855.0855
Citalopram	Citalopram-D6	7.097	24711570	1065842	23.1850	984.9786

ISP FORENSICS - Pocatello Instrument # 59740
Multi-Drug Confirmatory Analysis Report

TS
D

a cal -1000 ng

Compound	ISTD Compound	RT	Response	ISTD Resp	Resp Ratio	Final Conc
Dextromethorphan	Dextromethorphan-D3	7.130	10489791	398154	26.3461	1011.4059
Diphenhydramine	Diphenhydramine-D3	7.173	50949773	2694923	18.9058	986.5057
Promethazine	Promethazine-D3	7.348	24794921	900868	27.5234	1015.3160
Clonazepam	Clonazepam-D4	7.405	5175809	45918	112.7182	958.0058
a-hydroxyalprazolam	a-hydroxyalprazolam-D5	7.480	1583875	58650	27.0055	1033.9761
Carisoprodol	Carisoprodol-D7	7.494	8681234	294243	29.5036	1018.9569
Lorazepam	Alprazolam-D5	7.523	2699261	550264	4.9054	952.0128
Alprazolam	Alprazolam-D5	7.547	21437378	550264	38.9584	1025.7114

TS
P

ISP FORENSICS - Pocatello Instrument # 59740

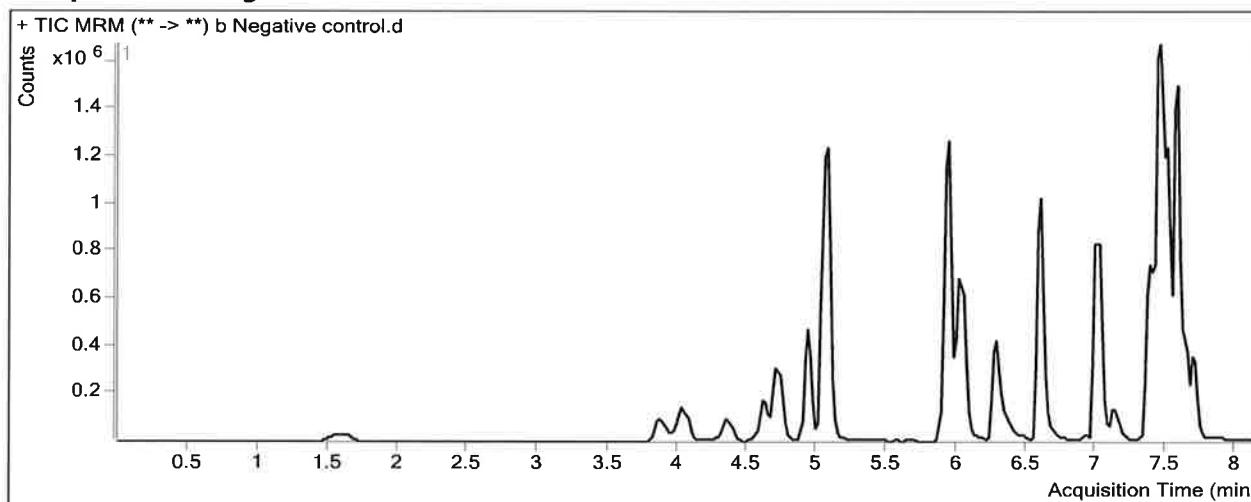
Multi-Drug Confirmatory Analysis Report

Batch Data Path C:\MassHunter\Data\2018\MD Quant\052918 MDQ P1 P2 TS\QuantResults\052918 MDQ P1b worl
Analysis Time 6/1/2018 11:27 AM **Analyst Name** ISPUser
Report Time 6/6/2018 11:37 AM **Reporter Name** ISPUser
Last Calib Update 6/1/2018 11:27 AM **Batch State** Processed

Analysis Info

Acq Time 2018-05-30 02:33 **Data File** b Negative control.d
Sample Type Sample **Sample Name** b Negative control.d
Dilution 1 **Acq Method** MD Quant Panel 1b 12-12-17.m
Position P1-E2 **Sample Info**
Inj Vol -1 **Comment** AM 28

Sample Chromatogram



TS D

ISP FORENSICS - Pocatello Instrument # 59740

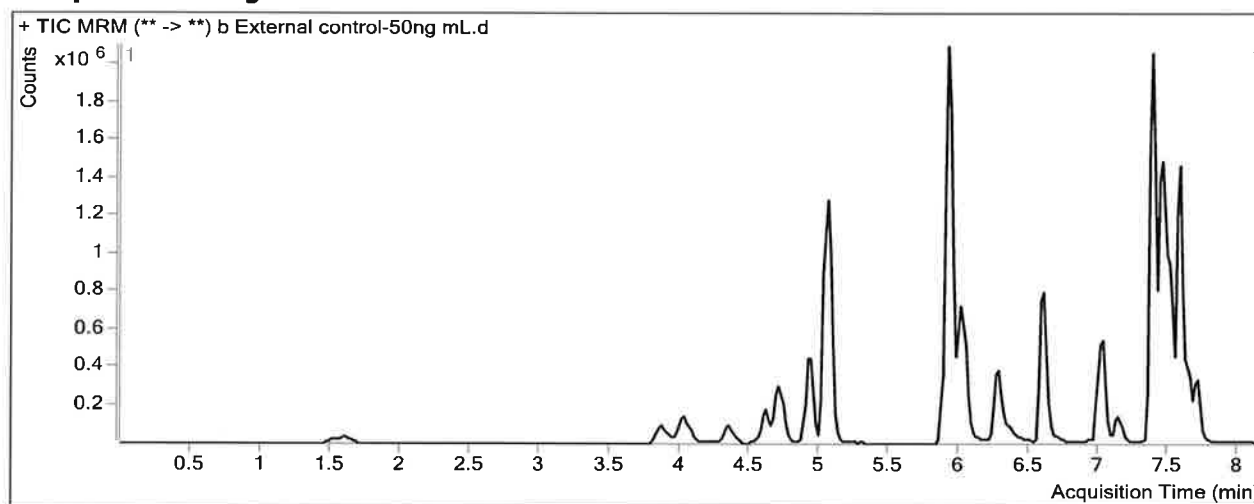
Multi-Drug Confirmatory Analysis Report

Batch Data Path C:\MassHunter\Data\2018\MD Quant\052918 MDQ P1 P2 TS\QuantResults\052918 MDQ P1b worklist 2427 TS
Analysis Time 6/1/2018 11:27 AM **Analyst Name** ISPUser
Report Time 6/6/2018 11:37 AM **Reporter Name** ISPUser
Last Calib Update 6/1/2018 11:27 AM **Batch State** Processed

Analysis Info

Acq Time 2018-05-30 03:04 **Data File** b External control-50ng mL.d
Sample Type Sample **Sample Name** b External control-50ng mL.d
Dilution 1 **Acq Method** MD Quant Panel 1b 12-12-17.m
Position P1-F2 **Sample Info**
Inj Vol -1 **Comment** AM 28; WS121217 50 ng trazodone, ketamine, morphine, quetiapine

Sample Chromatogram



Results

Compound	ISTD Compound	RT	Response	ISTD Resp	Resp Ratio	Final Conc
<u>Ketamine</u>	Ketamine-D4	5.921	3079362	2451297	1.2562	<u>53.3591</u>
<u>Quetiapine</u>	Quetiapine-D8	7.380	3555358	836823	4.2486	<u>41.4238</u>

TS 

ISP FORENSICS - Pocatello Instrument # 59740

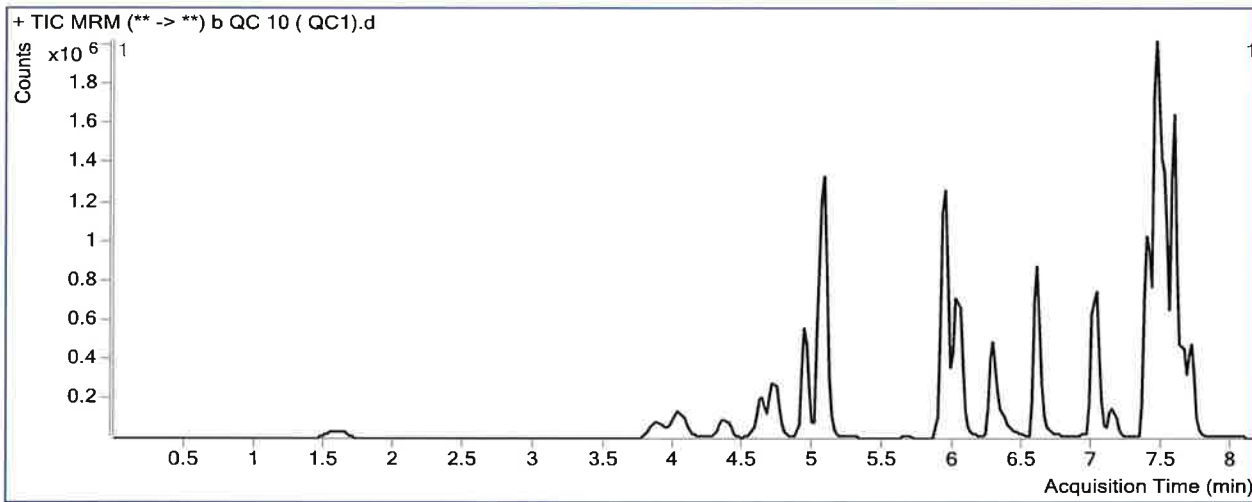
Multi-Drug Confirmatory Analysis Report

Batch Data Path C:\MassHunter\Data\2018\MD Quant\052918 MDQ P1 P2 TS\QuantResults\052918 MDQ P1b worklist 2427 TS
Analysis Time 6/1/2018 11:27 AM **Analyst Name** ISUser
Report Time 6/6/2018 11:37 AM **Reporter Name** ISUser
Last Calib Update 6/1/2018 11:27 AM **Batch State** Processed

Analysis Info

Acq Time 2018-05-30 04:07 **Data File** b QC 10 (QC1).d
Sample Type QC **Sample Name** b QC 10 (QC1).d
Dilution 1 **Acq Method** MD Quant Panel 1b 12-12-17.m
Position P1-A2 **Sample Info**
Inj Vol -1 **Comment** AM 28

Sample Chromatogram



Results

Compound	ISTD Compound	RT	Response	ISTD Resp	Resp Ratio	Final Conc
Oxymorphone	Oxymorphone-D3	1.588	84654	324523	0.2609	10.0397
Dihydrocodeine	Dihydrocodeine-D6	3.915	75601	443608	0.1704	10.0973
Naloxone	Naloxone-D5	4.092	124852	849339	0.1470	9.9488
Noroxycodone	Noroxycodone-D3	4.399	110090	454255	0.2424	9.1009
Naltrexone	Naltrexone-D3	4.631	152626	745939	0.2046	9.8163
Acetyl Norfentanyl	Acetyl Norfentanyl-D5	4.784	26434	1224420	0.0216	0.9877
Naltrexol	Naltrexol-D3	4.950	387891	1676807	0.2313	9.8713
O-desmethyl-tramadol	O-desmethyl-tramadol-D6	5.076	924428	4593702	0.2012	9.4399
Ketamine	Ketamine-D4	5.941	479254	2261460	0.2119	9.3919
Norfentanyl	Norfentanyl-D5	5.964	42588	2531179	0.0168	0.9917
alpha-PVP	alpha-PVP-d8	6.288	337626	1912595	0.1765	9.6213
Acetyl Fentanyl	Acetyl Fentanyl-D5	6.621	41685	3427899	0.0122	0.9540
Norbuprenorphine	Norbuprenorphine-D3	6.955	1479	64434	0.0230	2.3761
Fentanyl	Fentanyl-D5	7.019	36104	2673751	0.0135	0.9173
EDDP	EDDP-D3	7.150	65986	405553	0.1627	9.5845
Sufentanil	Sufentanil-D5	7.379	31524	1573143	0.0200	0.9883
Quetiapine	Quetiapine-D8	7.380	814070	830137	0.9806	9.8830
Cyclobenzaprine	Cyclobenzaprine-D3	7.433	249570	1065987	0.2341	9.7952
Methadone	Methadone-D9	7.463	1085406	4409474	0.2462	9.7802

outside conc range. TS

ISP FORENSICS - Pocatello Instrument # 59740
Multi-Drug Confirmatory Analysis Report

TS JS

b QC 10 (QC1)

Compound	ISTD Compound	RT	Response	ISTD Resp	Resp Ratio	Final Conc
Fluoxetine	Fluoxetine-D6	7.504	391194	1742271	0.2245	13.9663 <i>outside curve range TS</i>
Oxazepam	Oxazepam-D5	7.529	111098	862675	0.1288	9.0632
Sertraline	Sertraline-D3	7.565	113303	640431	0.1769	10.1118
Temazepam	Temazepam-D5	7.587	424432	2617981	0.1621	10.2751
Buprenorphine	Buprenorphine-D4	7.637	25350	847143	0.0299	0.9123
Nordiazepam	Nordiazepam-D5	7.655	235740	788507	0.2990	9.0966
Diazepam	Diazepam-D5	7.712	207035	856618	0.2417	10.2349

TS
D

ISP FORENSICS - Pocatello Instrument # 59740

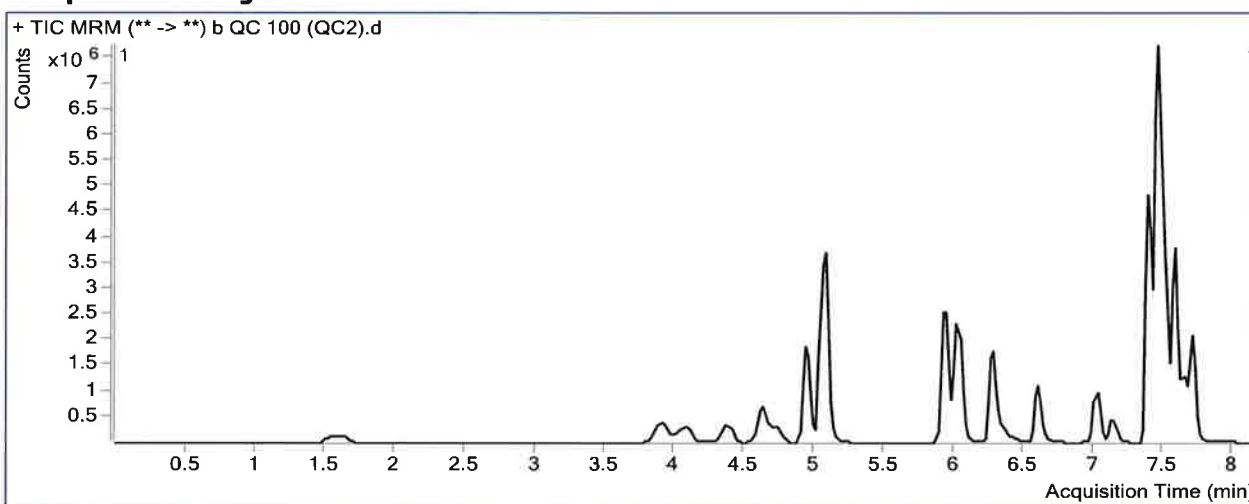
Multi-Drug Confirmatory Analysis Report

Batch Data Path C:\MassHunter\Data\2018\MD Quant\052918 MDQ P1 P2 TS\QuantResults\052918 MDQ P1b worklist 2427 TS
Analysis Time 6/1/2018 11:27 AM **Analyst Name** ISPUser
Report Time 6/6/2018 11:37 AM **Reporter Name** ISPUser
Last Calib Update 6/1/2018 11:27 AM **Batch State** Processed

Analysis Info

Acq Time 2018-05-30 05:42 **Data File** b QC 100 (QC2).d
Sample Type QC **Sample Name** b QC 100 (QC2).d
Dilution 1 **Acq Method** MD Quant Panel 1b 12-12-17.m
Position P1-B2 **Sample Info**
Inj Vol -1 **Comment** AM 28

Sample Chromatogram



Results

Compound	ISTD Compound	RT	Response	ISTD Resp	Resp Ratio	Final Conc
Oxymorphone	Oxymorphone-D3	1.608	995763	324343	3.0701	95.9821
Dihydrocodeine	Dihydrocodeine-D6	3.915	899783	472890	1.9027	101.9103
Naloxone	Naloxone-D5	4.092	1349439	797545	1.6920	84.7893
Noroxycodone	Noroxycodone-D3	4.399	1237062	428516	2.8869	93.0461
Naltrexone	Naltrexone-D3	4.631	1551712	675306	2.2978	102.0624
Acetyl Norfentanyl	Acetyl Norfentanyl-D5	4.784	299096	1133644	0.2638	8.6509
Naltrexol	Naltrexol-D3	4.930	4230596	1688013	2.5063	97.3984
O-desmethyl-tramadol	O-desmethyl-tramadol-D6	5.076	10297518	4724690	2.1795	105.6273
Ketamine	Ketamine-D4	5.921	5341880	2338005	2.2848	96.6650
Norfentanyl	Norfentanyl-D5	5.964	495510	2521363	0.1965	9.0438
alpha-PVP	alpha-PVP-d8	6.288	3887358	2058318	1.8886	92.8548
Acetyl Fentanyl	Acetyl Fentanyl-D5	6.601	553454	3467098	0.1596	9.4739
Norbuprenorphine	Norbuprenorphine-D3	6.935	10600	65130	0.1627	9.1613
Fentanyl	Fentanyl-D5	7.019	464818	2796431	0.1662	8.8107
EDDP	EDDP-D3	7.150	852650	418095	2.0394	93.3893
Sufentanil	Sufentanil-D5	7.379	353568	1673422	0.2113	9.3478
Quetiapine	Quetiapine-D8	7.380	8939868	872811	10.2426	99.2742
Cyclobenzaprine	Cyclobenzaprine-D3	7.433	2971517	1113415	2.6688	98.8437
Methadone	Methadone-D9	7.463	12569629	4688884	2.6807	106.7006

ISP FORENSICS - Pocatello Instrument # 59740
Multi-Drug Confirmatory Analysis Report

TS
b QC 100 (QC2)

Compound	ISTD Compound	RT	Response	ISTD Resp	Resp Ratio	Final Conc
Fluoxetine	Fluoxetine-D6	7.504	3731972	1823640	2.0464	92.7570
Oxazepam	Oxazepam-D5	7.529	775669	472800	1.6406	90.7457
Sertraline	Sertraline-D3	7.565	1296404	670406	1.9338	87.9273
Temazepam	Temazepam-D5	7.587	3900677	2161009	1.8050	93.8964
Buprenorphine	Buprenorphine-D4	7.637	342369	888844	0.3852	9.1826
Nordiazepam	Nordiazepam-D5	7.655	2082857	579850	3.5921	101.5685
Diazepam	Diazepam-D5	7.712	2229240	845803	2.6357	94.2221

TS
D

ISP FORENSICS - Pocatello Instrument # 59740

Multi-Drug Confirmatory Analysis Report

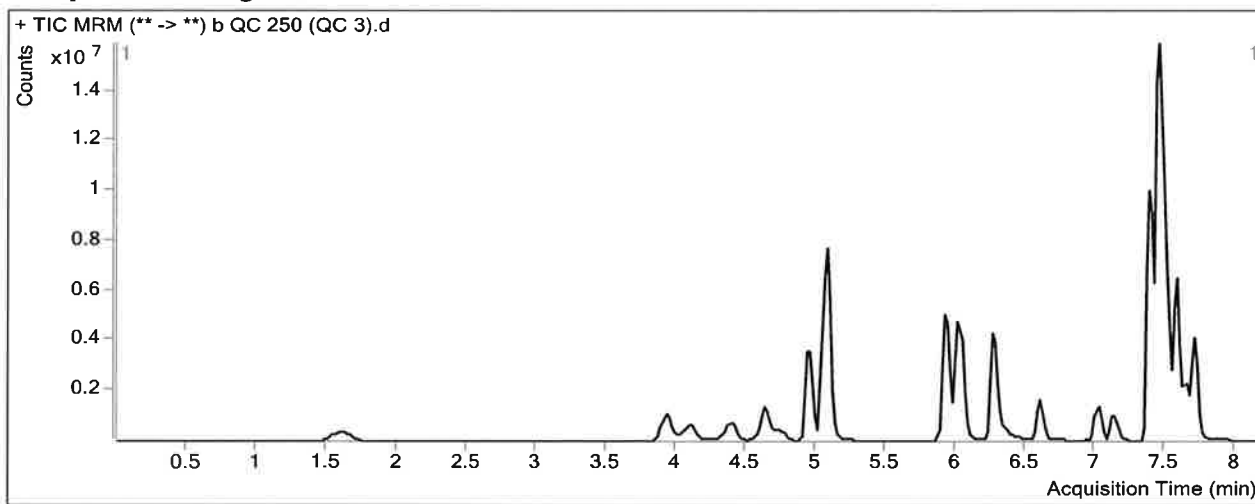
b QC 250(QC3)

Batch Data Path C:\MassHunter\Data\2018\MD Quant\052918 MDQ P1 P2 TS\QuantResults\052918 MDQ P1b worklist 2427 TS
Analysis Time 6/1/2018 11:27 AM **Analyst Name** ISPUser
Report Time 6/6/2018 12:41 PM **Reporter Name** ISPUser
Last Calib Update 6/1/2018 11:27 AM **Batch State** Processed

Analysis Info

Acq Time 2018-05-30 08:19 **Data File** b QC 250 (QC 3).d
Sample Type QC **Sample Name** b QC 250 (QC 3).d
Dilution 1 **Acq Method** MD Quant Panel 1b 12-12-17.m
Position P1-C2 **Sample Info**
Inj Vol -1 **Comment** AM 28

Sample Chromatogram



Results

Compound	ISTD Compound	RT	Response	ISTD Resp	Resp Ratio	Final Conc
Oxymorphone	Oxymorphone-D3	1.628	2460059	317525	7.7476	239.0804
Dihydrocodeine	Dihydrocodeine-D6	3.935	2156494	475202	4.5381	241.5835
Naloxone	Naloxone-D5	4.112	3167224	663884	4.7707	233.9263
Noroxycodone	Noroxycodone-D3	4.399	2857050	393216	7.2659	232.0502
Naltrexone	Naltrexone-D3	4.631	3185373	569989	5.5885	247.0823
Acetyl Norfentanyl	Acetyl Norfentanyl-D5	4.784	801158	1119969	0.7153	22.9337
Naltrexol	Naltrexol-D3	4.950	9887673	1549265	6.3822	246.5225
O-desmethyl-tramadol	O-desmethyl-tramadol-D6	5.076	25627507	4667796	5.4903	266.6030
Ketamine	Ketamine-D4	5.921	13333640	2288195	5.8271	245.8058
Norfentanyl	Norfentanyl-D5	5.964	1268405	2438106	0.5202	23.5490
alpha-PVP	alpha-PVP-d8	6.268	10216034	2064581	4.9482	241.5999
Acetyl Fentanyl	Acetyl Fentanyl-D5	6.601	1538863	3833534	0.4014	23.4433
Norbuprenorphine	Norbuprenorphine-D3	6.935	28213	59283	0.4759	24.3609
Fentanyl	Fentanyl-D5	7.019	1284749	2792033	0.4601	24.0032
EDDP	EDDP-D3	7.130	2221991	420623	5.2826	238.2209
Sufentanil	Sufentanil-D5	7.379	958868	1673702	0.5729	25.1544
Quetiapine	Quetiapine-D8	7.380	20381759	802930	25.3842	245.4122
Cyclobenzaprine	Cyclobenzaprine-D3	7.433	7091264	1110046	6.3883	234.8803
Methadone	Methadone-D9	7.463	30267433	4642503	6.5196	259.5274

ISP FORENSICS - Pocatello Instrument # 59740
Multi-Drug Confirmatory Analysis Report

TS
R

b QC 250 (QC3)

Compound	ISTD Compound	RT	Response	ISTD Resp	Resp Ratio	Final Conc
Fluoxetine	Fluoxetine-D6	7.504	9225634	1757709	5.2487	231.2412
Oxazepam	Oxazepam-D5	7.529	1078856	280232	3.8499	210.1128
Sertraline	Sertraline-D3	7.565	3417662	568516	6.0115	268.5440
Temazepam	Temazepam-D5	7.587	7621458	1657745	4.5975	236.0283
Buprenorphine	Buprenorphine-D4	7.637	874111	872176	1.0022	23.5468
Nordiazepam	Nordiazepam-D5	7.655	3422062	427138	8.0116	225.6719
Diazepam	Diazepam-D5	7.712	4942206	718505	6.8785	243.0720

TS TS

ISP FORENSICS - Pocatello Instrument # 59740

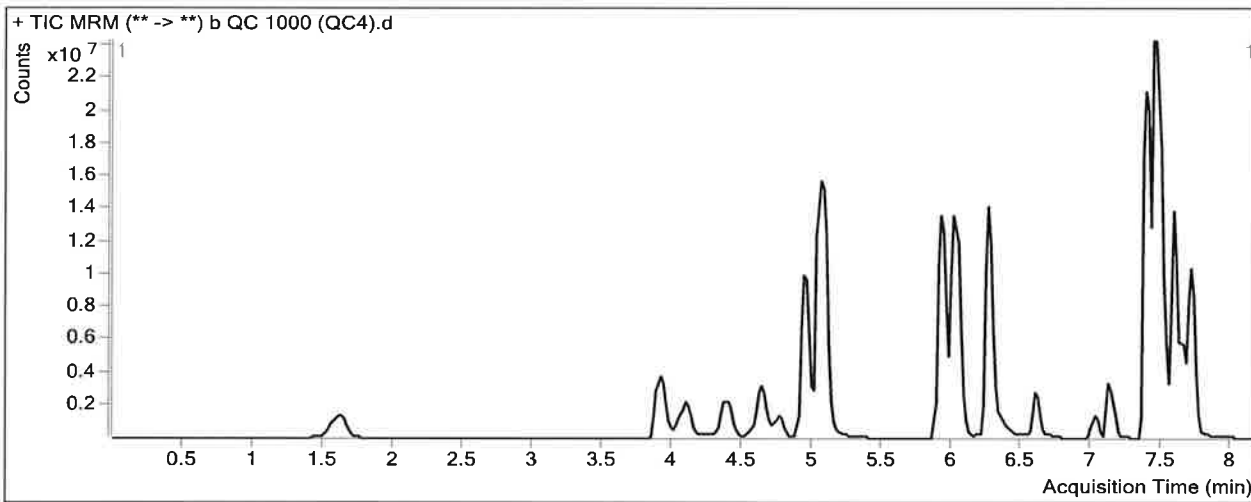
Multi-Drug Confirmatory Analysis Report

Batch Data Path C:\MassHunter\Data\2018\MD Quant\052918 MDQ P1 P2 TS\QuantResults\052918 MDQ P1b worklist 2427 TS
Analysis Time 6/1/2018 11:27 AM **Analyst Name** ISPUser
Report Time 6/6/2018 11:38 AM **Reporter Name** ISPUser
Last Calib Update 6/1/2018 11:27 AM **Batch State** Processed

Analysis Info

Acq Time 2018-05-30 10:56 **Data File** b QC 1000 (QC4).d
Sample Type QC **Sample Name** b QC 1000 (QC4).d
Dilution 1 **Acq Method** MD Quant Panel 1b 12-12-17.m
Position P1-D2 **Sample Info**
Inj Vol -1 **Comment** AM 28

Sample Chromatogram



Results

Compound	ISTD Compound	RT	Response	ISTD Resp	Resp Ratio	Final Conc
Oxymorphone	Oxymorphone-D3	1.628	9492668	293858	32.3036	990.3152
Dihydrocodeine	Dihydrocodeine-D6	3.915	7537506	464011	16.2443	862.0156
Naloxone	Naloxone-D5	4.092	10345551	512187	20.1988	981.2712
Noroxycodone	Noroxycodone-D3	4.399	8945093	284370	31.4559	999.9213
Naltrexone	Naltrexone-D3	4.631	8832484	386645	22.8439	1007.5269
Acetyl Norfentanyl	Acetyl Norfentanyl-D5	4.764	3647853	1181359	3.0878	97.9852
Naltrexol	Naltrexol-D3	4.930	32064764	1271065	25.2267	971.5581
O-desmethyl-tramadol	O-desmethyl-tramadol-D6	5.056	74424499	4185577	17.7812	864.2098
Ketamine	Ketamine-D4	5.921	47014628	2122187	22.1539	933.1986
Norfentanyl	Norfentanyl-D5	5.964	4391582	1864723	2.3551	105.7652
alpha-PVP	alpha-PVP-d8	6.268	33950976	1694957	20.0306	974.8339
Acetyl Fentanyl	Acetyl Fentanyl-D5	6.601	4681379	2917964	1.6043	92.9406
Norbuprenorphine	Norbuprenorphine-D3	6.935	54320	25733	2.1109	103.7214
Fentanyl	Fentanyl-D5	7.019	2172987	1108738	1.9599	101.5203
EDDP	EDDP-D3	7.130	7895164	356076	22.1727	992.4702
Sufentanil	Sufentanil-D5	7.399	1252830	588372	2.1293	93.1862
Quetiapine	Quetiapine-D8	7.380	49484381	647934	76.3726	737.5223
Cyclobenzaprine	Cyclobenzaprine-D3	7.433	7112496	260040	27.3516	1001.6047
Methadone	Methadone-D9	7.463	52798080	2566660	20.5707	818.9012

outside conc range. TS

ISP FORENSICS - Pocatello Instrument # 59740
Multi-Drug Confirmatory Analysis Report

TS 

b QC 1000 (QC4)

Compound	ISTD Compound	RT	Response	ISTD Resp	Resp Ratio	Final Conc
Fluoxetine	Fluoxetine-D6	7.504	7518212	328171	22.9094	995.0026
Oxazepam	Oxazepam-D5	7.529	3455929	194808	17.7402	960.6044
Sertraline	Sertraline-D3	7.585	3375932	156844	21.5242	955.6439
Temazepam	Temazepam-D5	7.587	26128712	1321163	19.7771	1008.6448
Buprenorphine	Buprenorphine-D4	7.637	1535170	354810	4.3267	100.9398
Nordiazepam	Nordiazepam-D5	7.655	8951401	266284	33.6160	944.6574
Diazepam	Diazepam-D5	7.712	14944440	531871	28.0979	987.5113

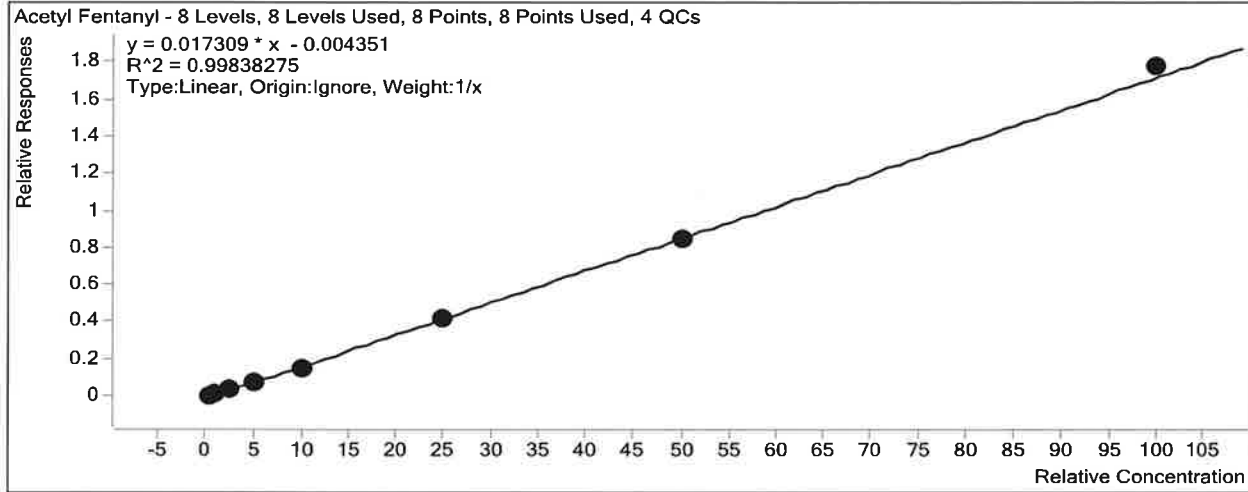
ISP Forensics Calibration Curve Report

TS
AS

Batch Data Path C:\MassHunter\Data\2018\MD Quant\052918 MDQ P1 P2 TS\QuantResults\052918 MDQ P1b
worklist 2427 TS.batch.bin

Last Calib Update 6/1/2018 11:27 AM **Analyst Name** ISP TOX

Target Compound *Acetyl Fentanyl*
Internal Standard *Acetyl Fentanyl-D5*



Sample	Level	Enabled	Exp Conc	Final Conc	Accuracy
b cal 1-5ng.d	1	<input checked="" type="checkbox"/>	0.5	0.6	125.4
b cal 2-10ng.d	2	<input checked="" type="checkbox"/>	1	1.0	102.0
b QC 10 (QC1).d	2	<input checked="" type="checkbox"/>	1	1.0	95.4
b cal 3-25ng.d	3	<input checked="" type="checkbox"/>	2.5	2.3	93.6
b cal 4-50ng.d	4	<input checked="" type="checkbox"/>	5	4.5	89.2
b cal 5-100ng.d	5	<input checked="" type="checkbox"/>	10	9.2	91.6
b QC 100 (QC2).d	5	<input checked="" type="checkbox"/>	10	9.5	94.7
b cal 6-250ng.d	6	<input checked="" type="checkbox"/>	25	24.1	96.3
b QC 250 (QC 3).d	6	<input checked="" type="checkbox"/>	25	23.4	93.8
b cal 7-500ng.d	7	<input checked="" type="checkbox"/>	50	49.5	99.0
b cal 8-1000ng.d	8	<input checked="" type="checkbox"/>	100	102.8	102.8
b QC 1000 (QC4).d	8	<input checked="" type="checkbox"/>	100	92.9	92.9

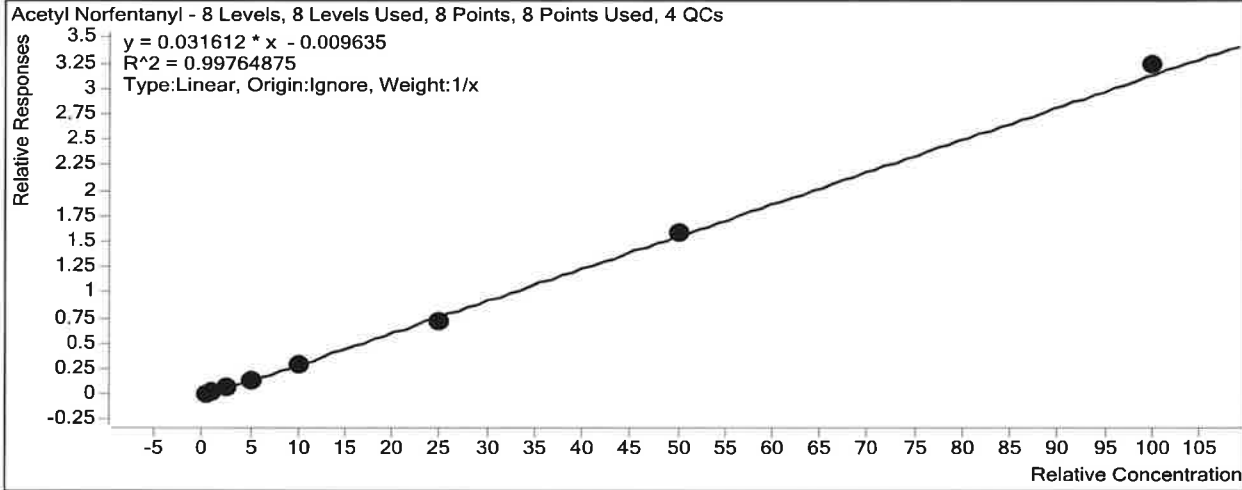
ISP Forensics Calibration Curve Report

TS
P

Batch Data Path C:\MassHunter\Data\2018\MD Quant\052918 MDQ P1 P2 TS\QuantResults\052918 MDQ P1b
worklist 2427 TS.batch.bin

Last Calib Update 6/1/2018 11:27 AM **Analyst Name** ISP TOX

Target Compound *Acetyl Norfentanyl*
Internal Standard *Acetyl Norfentanyl-D5*



Sample	Level	Enabled	Exp Conc	Final Conc	Accuracy
b cal 1-5ng.d	1	<input checked="" type="checkbox"/>	0.5	0.6	128.1
b cal 2-10ng.d	2	<input checked="" type="checkbox"/>	1	1.1	105.8
b QC 10 (QC1).d	2	<input checked="" type="checkbox"/>	1	1.0	98.8
b cal 3-25ng.d	3	<input checked="" type="checkbox"/>	2.5	2.3	90.5
b cal 4-50ng.d	4	<input checked="" type="checkbox"/>	5	4.3	86.0
b cal 5-100ng.d	5	<input checked="" type="checkbox"/>	10	9.3	92.8
b QC 100 (QC2).d	5	<input checked="" type="checkbox"/>	10	8.7	86.5
b cal 6-250ng.d	6	<input checked="" type="checkbox"/>	25	23.2	92.9
b QC 250 (QC 3).d	6	<input checked="" type="checkbox"/>	25	22.9	91.7
b cal 7-500ng.d	7	<input checked="" type="checkbox"/>	50	50.7	101.3
b cal 8-1000ng.d	8	<input checked="" type="checkbox"/>	100	102.6	102.6
b QC 1000 (QC4).d	8	<input checked="" type="checkbox"/>	100	98.0	98.0

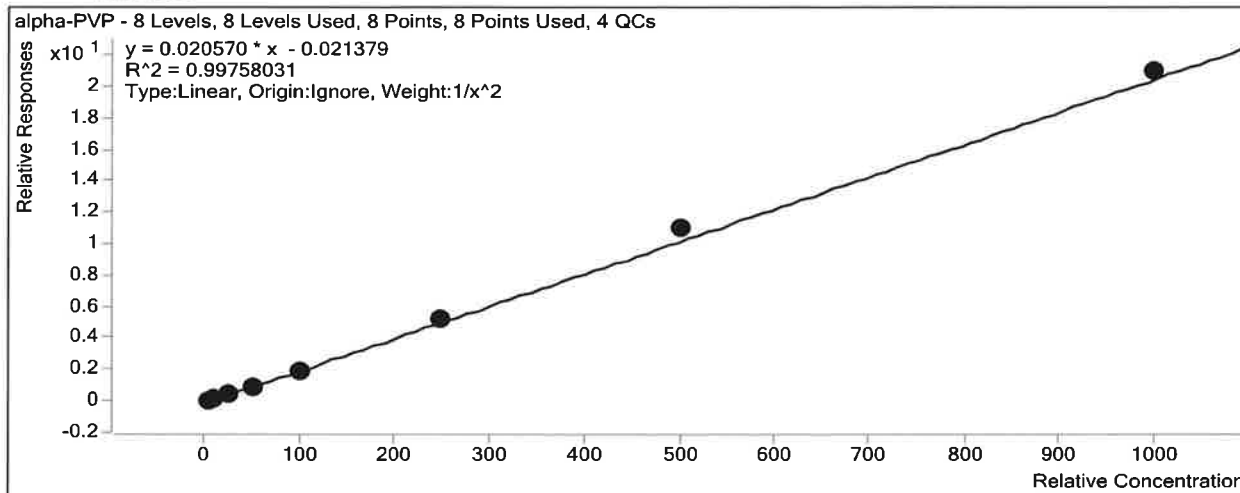
ISP Forensics Calibration Curve Report

TS
P

Batch Data Path C:\MassHunter\Data\2018\MD Quant\052918 MDQ P1 P2 TS\QuantResults\052918 MDQ P1b
worklist 2427 TS.batch.bin

Last Calib Update 6/1/2018 11:27 AM **Analyst Name** ISP TOX

Target Compound *alpha-PVP*
Internal Standard *alpha-PVP-d8*



Sample	Level	Enabled	Exp Conc	Final Conc	Accuracy
b cal 1-5ng.d	1	<input checked="" type="checkbox"/>	5	5.1	101.0
b cal 2-10ng.d	2	<input checked="" type="checkbox"/>	10	9.9	99.3
b QC 10 (QC1).d	2	<input checked="" type="checkbox"/>	10	9.6	96.2
b cal 3-25ng.d	3	<input checked="" type="checkbox"/>	25	25.1	100.4
b cal 4-50ng.d	4	<input checked="" type="checkbox"/>	50	47.1	94.3
b cal 5-100ng.d	5	<input checked="" type="checkbox"/>	100	94.0	94.0
b QC 100 (QC2).d	5	<input checked="" type="checkbox"/>	100	92.9	92.9
b cal 6-250ng.d	6	<input checked="" type="checkbox"/>	250	255.3	102.1
b QC 250 (QC 3).d	6	<input checked="" type="checkbox"/>	250	241.6	96.6
b cal 7-500ng.d	7	<input checked="" type="checkbox"/>	500	535.2	107.0
b cal 8-1000ng.d	8	<input checked="" type="checkbox"/>	1000	1018.7	101.9
b QC 1000 (QC4).d	8	<input checked="" type="checkbox"/>	1000	974.8	97.5

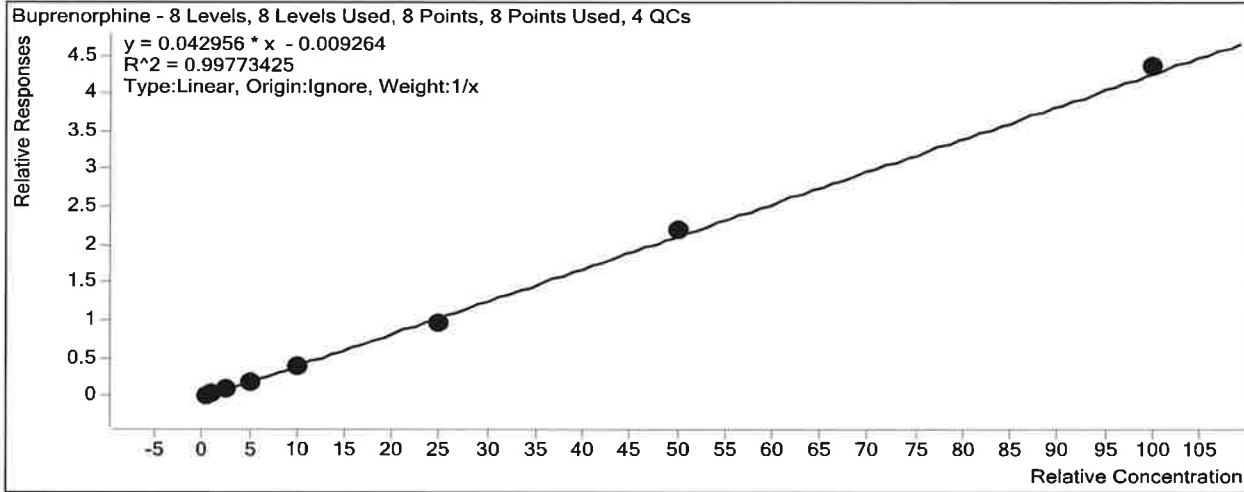
ISP Forensics Calibration Curve Report

TS
P

Batch Data Path C:\MassHunter\Data\2018\MD Quant\052918 MDQ P1 P2 TS\QuantResults\052918 MDQ P1b
worklist 2427 TS.batch.bin

Last Calib Update 6/1/2018 11:27 AM **Analyst Name** ISP TOX

Target Compound *Buprenorphine*
Internal Standard *Buprenorphine-D4*



Sample	Level	Enabled	Exp Conc	Final Conc	Accuracy
b cal 1-5ng.d	1	<input checked="" type="checkbox"/>	0.5	0.6	124.1
b cal 2-10ng.d	2	<input checked="" type="checkbox"/>	1	1.0	102.6
b QC 10 (QC1).d	2	<input type="checkbox"/>	1	0.9	91.2
b cal 3-25ng.d	3	<input checked="" type="checkbox"/>	2.5	2.3	91.6
b cal 4-50ng.d	4	<input checked="" type="checkbox"/>	5	4.5	90.9
b cal 5-100ng.d	5	<input checked="" type="checkbox"/>	10	9.5	94.9
b QC 100 (QC2).d	5	<input checked="" type="checkbox"/>	10	9.2	91.8
b cal 6-250ng.d	6	<input checked="" type="checkbox"/>	25	22.7	91.0
b QC 250 (QC 3).d	6	<input checked="" type="checkbox"/>	25	23.5	94.2
b cal 7-500ng.d	7	<input checked="" type="checkbox"/>	50	51.7	103.4
b cal 8-1000ng.d	8	<input checked="" type="checkbox"/>	100	101.6	101.6
b QC 1000 (QC4).d	8	<input checked="" type="checkbox"/>	100	100.9	100.9

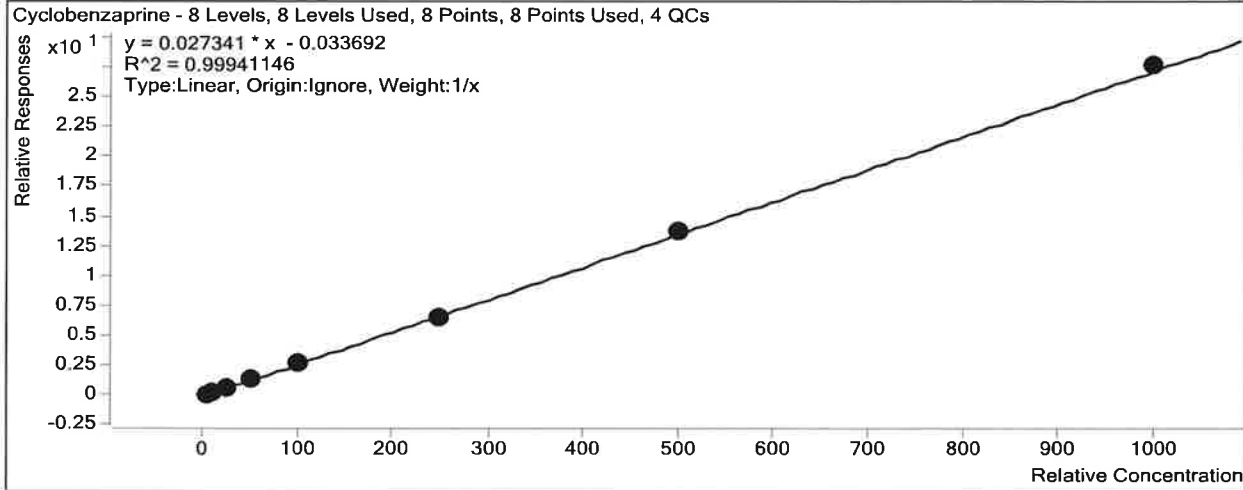
ISP Forensics Calibration Curve Report

TS
↓

Batch Data Path C:\MassHunter\Data\2018\MD Quant\052918 MDQ P1 P2 TS\QuantResults\052918 MDQ P1b
worklist 2427 TS.batch.bin

Last Calib Update 6/1/2018 11:27 AM **Analyst Name** ISP TOX

Target Compound Cyclobenzaprine
Internal Standard Cyclobenzaprine-D3



Sample	Level	Enabled	Exp Conc	Final Conc	Accuracy
b cal 1-5ng.d	1	<input checked="" type="checkbox"/>	5	5.2	104.2
b cal 2-10ng.d	2	<input checked="" type="checkbox"/>	10	10.1	100.8
b QC 10 (QC1).d	2	<input checked="" type="checkbox"/>	10	9.8	98.0
b cal 3-25ng.d	3	<input checked="" type="checkbox"/>	25	25.8	103.2
b cal 4-50ng.d	4	<input checked="" type="checkbox"/>	50	47.9	95.8
b cal 5-100ng.d	5	<input checked="" type="checkbox"/>	100	99.7	99.7
b QC 100 (QC2).d	5	<input checked="" type="checkbox"/>	100	98.8	98.8
b cal 6-250ng.d	6	<input checked="" type="checkbox"/>	250	236.2	94.5
b QC 250 (QC 3).d	6	<input checked="" type="checkbox"/>	250	234.9	94.0
b cal 7-500ng.d	7	<input checked="" type="checkbox"/>	500	503.5	100.7
b cal 8-1000ng.d	8	<input checked="" type="checkbox"/>	1000	1011.6	101.2
b QC 1000 (QC4).d	8	<input checked="" type="checkbox"/>	1000	1001.6	100.2

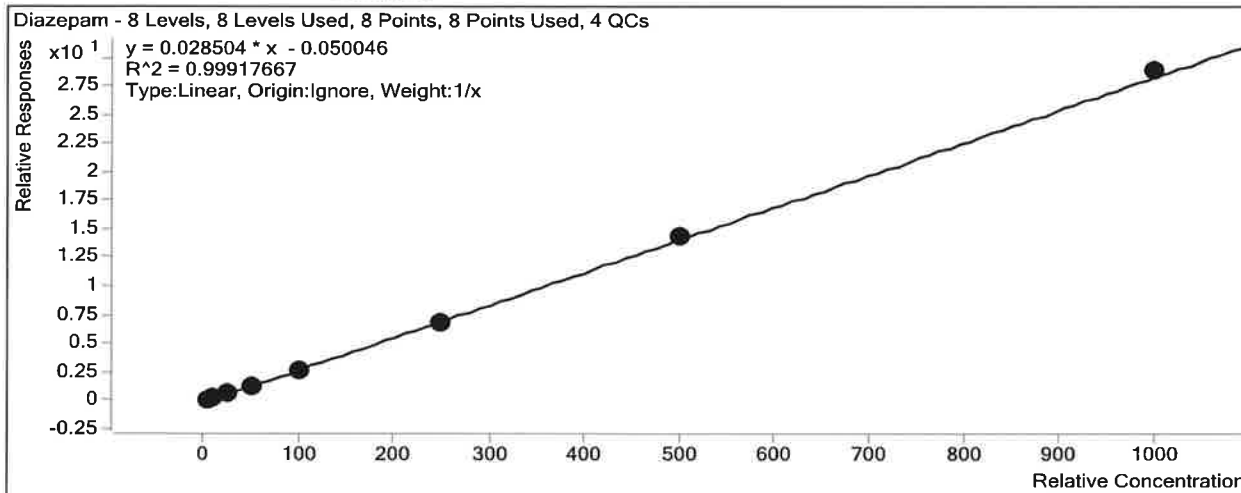
ISP Forensics Calibration Curve Report

TS
P

Batch Data Path C:\MassHunter\Data\2018\MD Quant\052918 MDQ P1 P2 TS\QuantResults\052918 MDQ P1b
worklist 2427 TS.batch.bin

Last Calib Update 6/1/2018 11:27 AM **Analyst Name** ISP TOX

Target Compound *Diazepam*
Internal Standard *Diazepam-D5*



Sample	Level	Enabled	Exp Conc	Final Conc	Accuracy
b cal 1-5ng.d	1	<input checked="" type="checkbox"/>	5	5.7	113.9
b cal 2-10ng.d	2	<input checked="" type="checkbox"/>	10	10.3	102.6
b QC 10 (QC1).d	2	<input checked="" type="checkbox"/>	10	10.2	102.3
b cal 3-25ng.d	3	<input checked="" type="checkbox"/>	25	24.3	97.3
b cal 4-50ng.d	4	<input checked="" type="checkbox"/>	50	46.4	92.8
b cal 5-100ng.d	5	<input checked="" type="checkbox"/>	100	95.8	95.8
b QC 100 (QC2).d	5	<input checked="" type="checkbox"/>	100	94.2	94.2
b cal 6-250ng.d	6	<input checked="" type="checkbox"/>	250	237.4	95.0
b QC 250 (QC 3).d	6	<input checked="" type="checkbox"/>	250	243.1	97.2
b cal 7-500ng.d	7	<input checked="" type="checkbox"/>	500	506.5	101.3
b cal 8-1000ng.d	8	<input checked="" type="checkbox"/>	1000	1013.6	101.4
b QC 1000 (QC4).d	8	<input checked="" type="checkbox"/>	1000	987.5	98.8

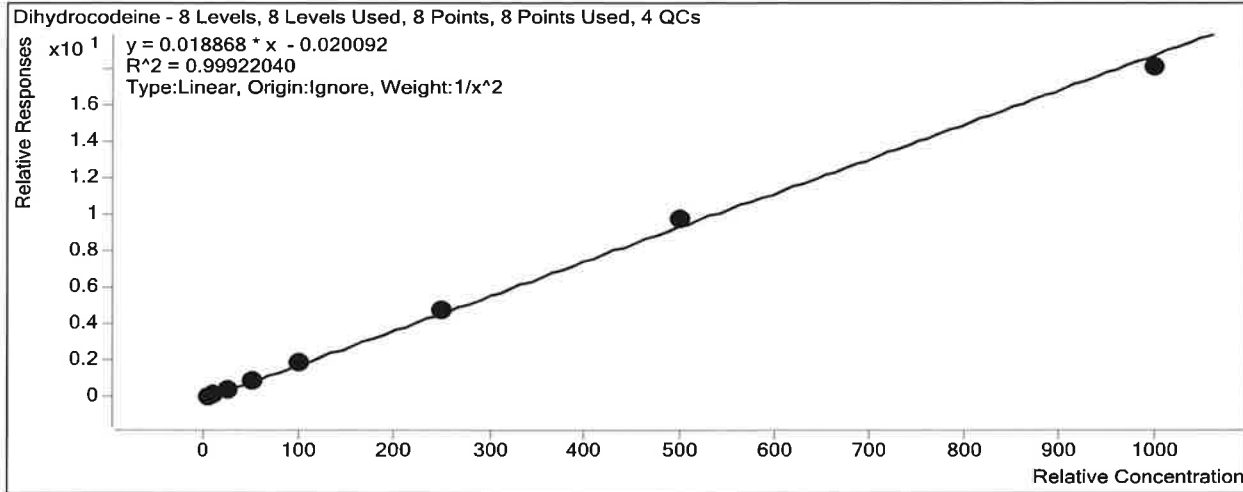
ISP Forensics Calibration Curve Report

TS
↑

Batch Data Path C:\MassHunter\Data\2018\MD Quant\052918 MDQ P1 P2 TS\QuantResults\052918 MDQ P1b
worklist 2427 TS.batch.bin

Last Calib Update 6/1/2018 11:27 AM **Analyst Name** ISP TOX

Target Compound Dihydrocodeine
Internal Standard Dihydrocodeine-D6



Sample	Level	Enabled	Exp Conc	Final Conc	Accuracy
b cal 1-5ng.d	1	<input checked="" type="checkbox"/>	5	5.1	101.1
b cal 2-10ng.d	2	<input checked="" type="checkbox"/>	10	9.8	98.1
b QC 10 (QC1).d	2	<input checked="" type="checkbox"/>	10	10.1	101.0
b cal 3-25ng.d	3	<input checked="" type="checkbox"/>	25	24.7	98.9
b cal 4-50ng.d	4	<input checked="" type="checkbox"/>	50	49.5	99.1
b cal 5-100ng.d	5	<input checked="" type="checkbox"/>	100	101.5	101.5
b QC 100 (QC2).d	5	<input checked="" type="checkbox"/>	100	101.9	101.9
b cal 6-250ng.d	6	<input checked="" type="checkbox"/>	250	255.6	102.3
b QC 250 (QC 3).d	6	<input checked="" type="checkbox"/>	250	241.6	96.6
b cal 7-500ng.d	7	<input checked="" type="checkbox"/>	500	515.8	103.2
b cal 8-1000ng.d	8	<input checked="" type="checkbox"/>	1000	958.7	95.9
b QC 1000 (QC4).d	8	<input checked="" type="checkbox"/>	1000	862.0	86.2

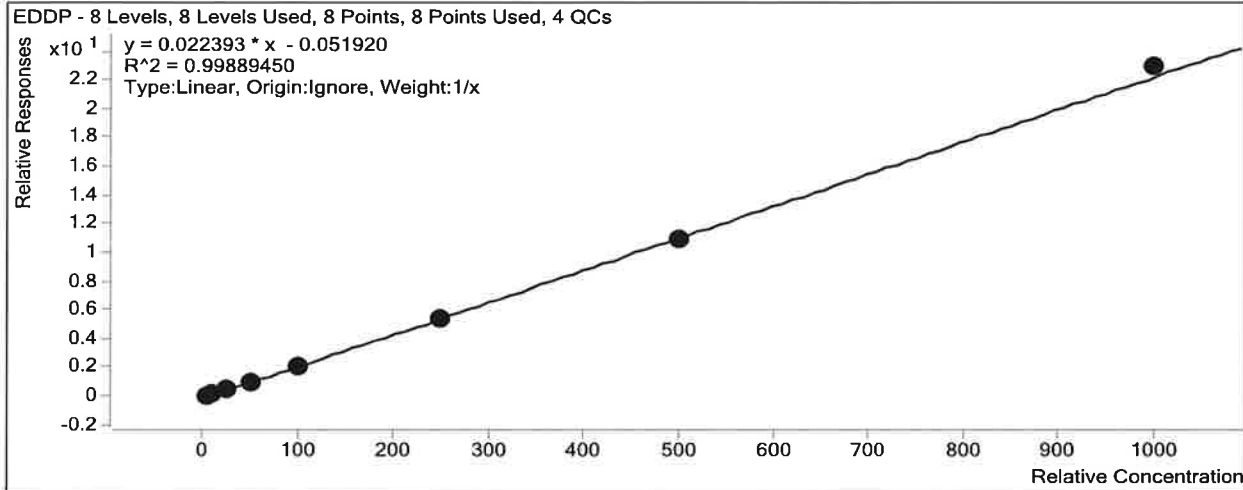
ISP Forensics Calibration Curve Report

TS
P

Batch Data Path C:\MassHunter\Data\2018\MD Quant\052918 MDQ P1 P2 TS\QuantResults\052918 MDQ P1b
worklist: 2427 TS.batch.bin

Last Calib Update 6/1/2018 11:27 AM **Analyst Name** ISP TOX

Target Compound EDDP
Internal Standard EDDP-D3



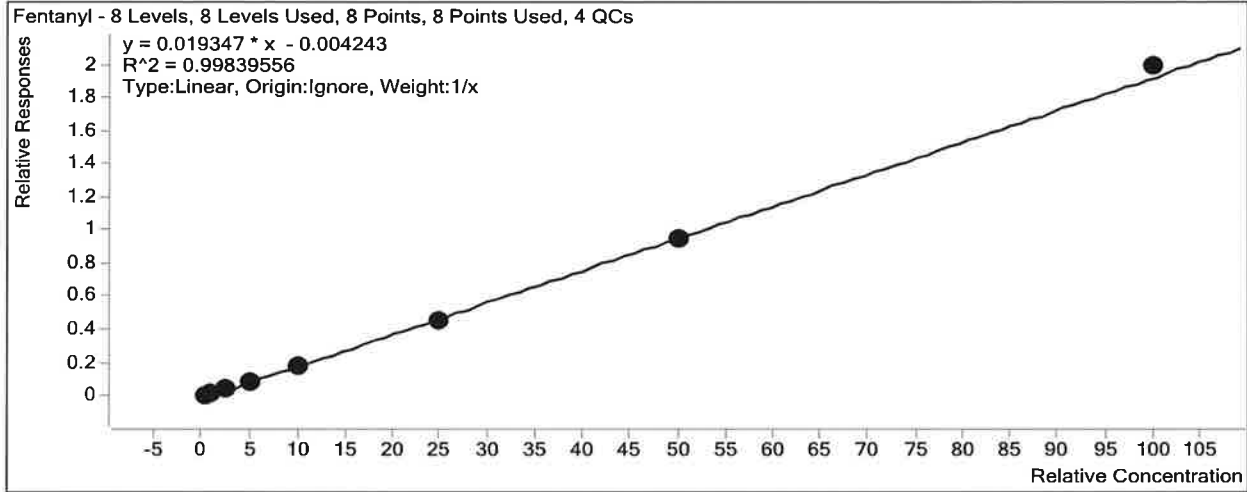
Sample	Level	Enabled	Exp Conc	Final Conc	Accuracy
b cal 1-5ng.d	1	<input checked="" type="checkbox"/>	5	5.8	116.9
b cal 2-10ng.d	2	<input checked="" type="checkbox"/>	10	10.4	104.4
b QC 10 (QC1).d	2	<input checked="" type="checkbox"/>	10	9.6	95.8
b cal 3-25ng.d	3	<input checked="" type="checkbox"/>	25	23.8	95.3
b cal 4-50ng.d	4	<input checked="" type="checkbox"/>	50	45.5	91.0
b cal 5-100ng.d	5	<input checked="" type="checkbox"/>	100	94.8	94.8
b QC 100 (QC2).d	5	<input checked="" type="checkbox"/>	100	93.4	93.4
b cal 6-250ng.d	6	<input checked="" type="checkbox"/>	250	241.6	96.7
b QC 250 (QC 3).d	6	<input checked="" type="checkbox"/>	250	238.2	95.3
b cal 7-500ng.d	7	<input checked="" type="checkbox"/>	500	492.1	98.4
b cal 8-1000ng.d	8	<input checked="" type="checkbox"/>	1000	1025.8	102.6
b QC 1000 (QC4).d	8	<input checked="" type="checkbox"/>	1000	992.5	99.2

ISP Forensics Calibration Curve Report

13
P

Batch Data Path C:\MassHunter\Data\2018\MD Quant\052918 MDQ P1 P2 TS\QuantResults\052918 MDQ P1b
worklist 2427 TS.batch.bin
Last Calib Update 6/1/2018 11:27 AM **Analyst Name** ISP TOX

Target Compound Fentanyl
Internal Standard Fentanyl-D5



Sample	Level	Enabled	Exp Conc	Final Conc	Accuracy
b cal 1-5ng.d	1	<input checked="" type="checkbox"/>	0.5	0.6	125.2
b cal 2-10ng.d	2	<input checked="" type="checkbox"/>	1	1.0	97.5
b QC 10 (QC1).d	2	<input checked="" type="checkbox"/>	1	0.9	91.7
b cal 3-25ng.d	3	<input checked="" type="checkbox"/>	2.5	2.3	93.6
b cal 4-50ng.d	4	<input checked="" type="checkbox"/>	5	4.6	92.4
b cal 5-100ng.d	5	<input checked="" type="checkbox"/>	10	9.6	95.6
b QC 100 (QC2).d	5	<input checked="" type="checkbox"/>	10	8.8	88.1
b cal 6-250ng.d	6	<input checked="" type="checkbox"/>	25	23.4	93.8
b QC 250 (QC 3).d	6	<input checked="" type="checkbox"/>	25	24.0	96.0
b cal 7-500ng.d	7	<input checked="" type="checkbox"/>	50	49.4	98.9
b cal 8-1000ng.d	8	<input checked="" type="checkbox"/>	100	103.0	103.0
b QC 1000 (QC4).d	8	<input checked="" type="checkbox"/>	100	101.5	101.5

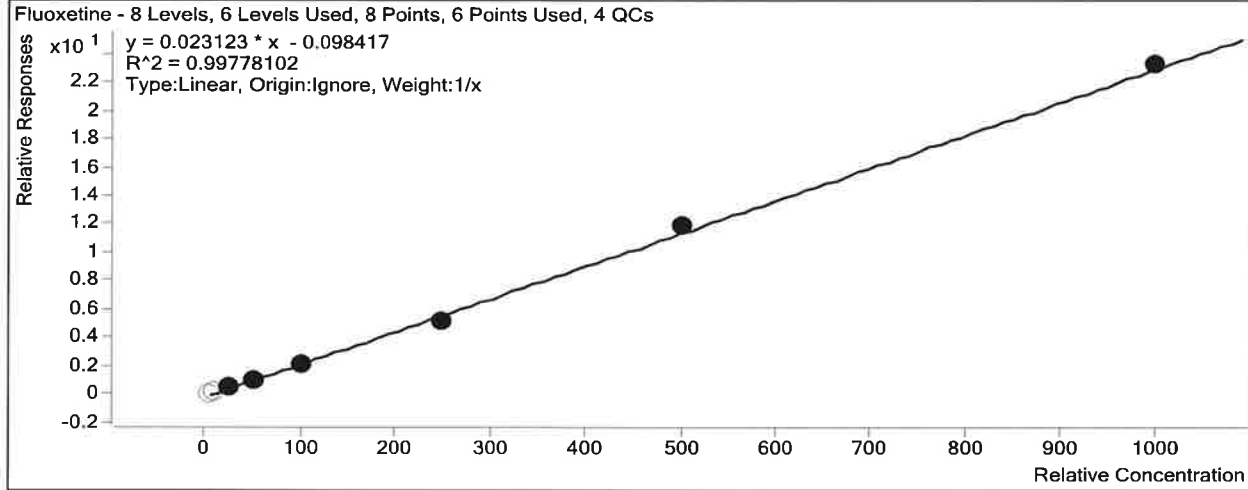
ISP Forensics Calibration Curve Report

TS
P

Batch Data Path C:\MassHunter\Data\2018\MD Quant\052918 MDQ P1 P2 TS\QuantResults\052918 MDQ P1b
worklist 2427 TS.batch.bin

Last Calib Update 6/1/2018 11:27 AM **Analyst Name** ISP TOX

Target Compound *Fluoxetine*
Internal Standard *Fluoxetine-D6*



Sample	Level	Enabled	Exp Conc	Final Conc	Accuracy
b cal 1-5ng.d	1	<input type="checkbox"/>	5	8.5	170.7
b cal 2-10ng.d	2	<input type="checkbox"/>	10	13.6	135.8
b QC 10 (QC1).d	2	<input checked="" type="checkbox"/>	10	14.0	139.7
b cal 3-25ng.d	3	<input checked="" type="checkbox"/>	25	27.7	110.6
b cal 4-50ng.d	4	<input checked="" type="checkbox"/>	50	50.2	100.3
b cal 5-100ng.d	5	<input checked="" type="checkbox"/>	100	93.7	93.7
b QC 100 (QC2).d	5	<input checked="" type="checkbox"/>	100	92.8	92.8
b cal 6-250ng.d	6	<input checked="" type="checkbox"/>	250	227.9	91.2
b QC 250 (QC 3).d	6	<input checked="" type="checkbox"/>	250	231.2	92.5
b cal 7-500ng.d	7	<input checked="" type="checkbox"/>	500	516.1	103.2
b cal 8-1000ng.d	8	<input checked="" type="checkbox"/>	1000	1009.4	100.9
b QC 1000 (QC4).d	8	<input checked="" type="checkbox"/>	1000	995.0	99.5

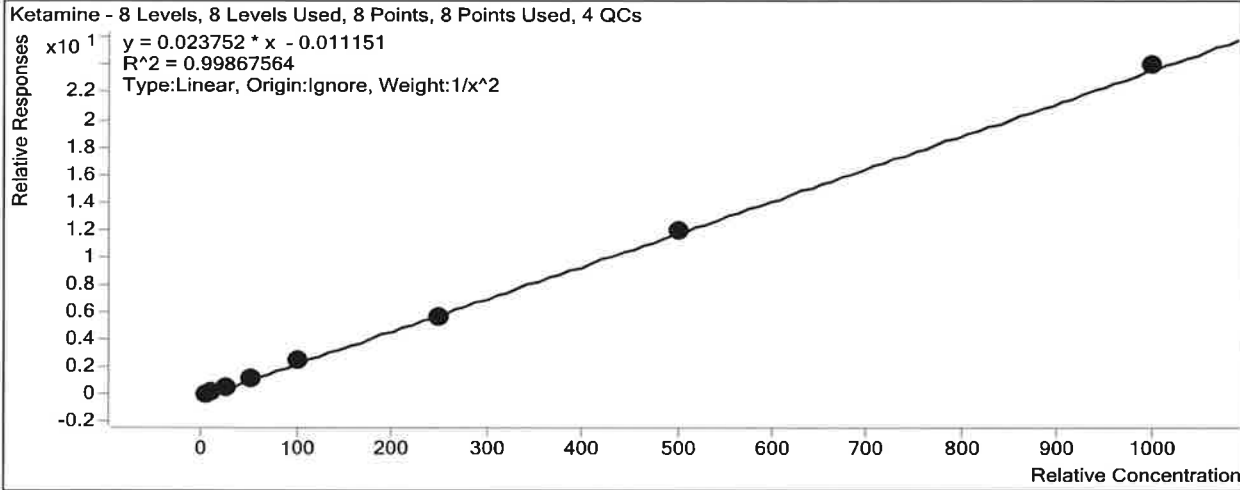
ISP Forensics Calibration Curve Report

TS
D

Batch Data Path C:\MassHunter\Data\2018\MD Quant\052918 MDQ P1 P2 TS\QuantResults\052918 MDQ P1b
worklist: 2427 TS.batch.bin

Last Calib Update 6/1/2018 11:27 AM **Analyst Name** ISP TOX

Target Compound Ketamine
Internal Standard Ketamine-D4



Sample	Level	Enabled	Exp Conc	Final Conc	Accuracy
b cal 1-5ng.d	1	<input checked="" type="checkbox"/>	5	4.9	98.9
b cal 2-10ng.d	2	<input checked="" type="checkbox"/>	10	10.2	101.6
b QC 10 (QC1).d	2	<input checked="" type="checkbox"/>	10	9.4	93.9
b cal 3-25ng.d	3	<input checked="" type="checkbox"/>	25	25.6	102.3
b cal 4-50ng.d	4	<input checked="" type="checkbox"/>	50	48.3	96.6
b cal 5-100ng.d	5	<input checked="" type="checkbox"/>	100	104.4	104.4
b QC 100 (QC2).d	5	<input checked="" type="checkbox"/>	100	96.7	96.7
b cal 6-250ng.d	6	<input checked="" type="checkbox"/>	250	236.8	94.7
b QC 250 (QC 3).d	6	<input checked="" type="checkbox"/>	250	245.8	98.3
b cal 7-500ng.d	7	<input checked="" type="checkbox"/>	500	501.7	100.3
b cal 8-1000ng.d	8	<input checked="" type="checkbox"/>	1000	1011.0	101.1
b QC 1000 (QC4).d	8	<input checked="" type="checkbox"/>	1000	933.2	93.3

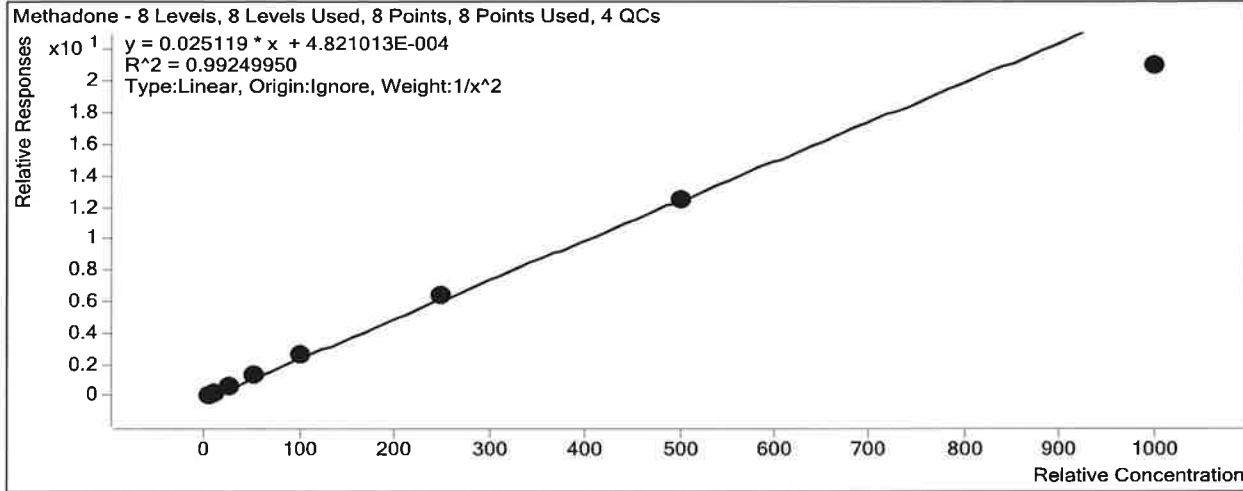
ISP Forensics Calibration Curve Report

TS
P

Batch Data Path C:\MassHunter\Data\2018\MD Quant\052918 MDQ P1 P2 TS\QuantResults\052918 MDQ P1b
worklist 2427 TS.batch.bin

Last Calib Update 6/1/2018 11:27 AM **Analyst Name** ISP TOX

Target Compound *Methadone*
Internal Standard *Methadone-D9*



Sample	Level	Enabled	Exp Conc	Final Conc	Accuracy
b cal 1-5ng.d	1	<input checked="" type="checkbox"/>	5	4.8	95.9
b cal 2-10ng.d	2	<input checked="" type="checkbox"/>	10	10.6	106.0
b QC 10 (QC1).d	2	<input checked="" type="checkbox"/>	10	9.8	97.8
b cal 3-25ng.d	3	<input checked="" type="checkbox"/>	25	25.5	102.0
b cal 4-50ng.d	4	<input checked="" type="checkbox"/>	50	52.3	104.5
b cal 5-100ng.d	5	<input checked="" type="checkbox"/>	100	106.9	106.9
b QC 100 (QC2).d	5	<input checked="" type="checkbox"/>	100	106.7	106.7
b cal 6-250ng.d	6	<input checked="" type="checkbox"/>	250	254.2	101.7
b QC 250 (QC 3).d	6	<input checked="" type="checkbox"/>	250	259.5	103.8
b cal 7-500ng.d	7	<input checked="" type="checkbox"/>	500	497.2	99.4
b cal 8-1000ng.d	8	<input checked="" type="checkbox"/>	1000	835.8	83.6
b QC 1000 (QC4).d	8	<input checked="" type="checkbox"/>	1000	818.9	81.9

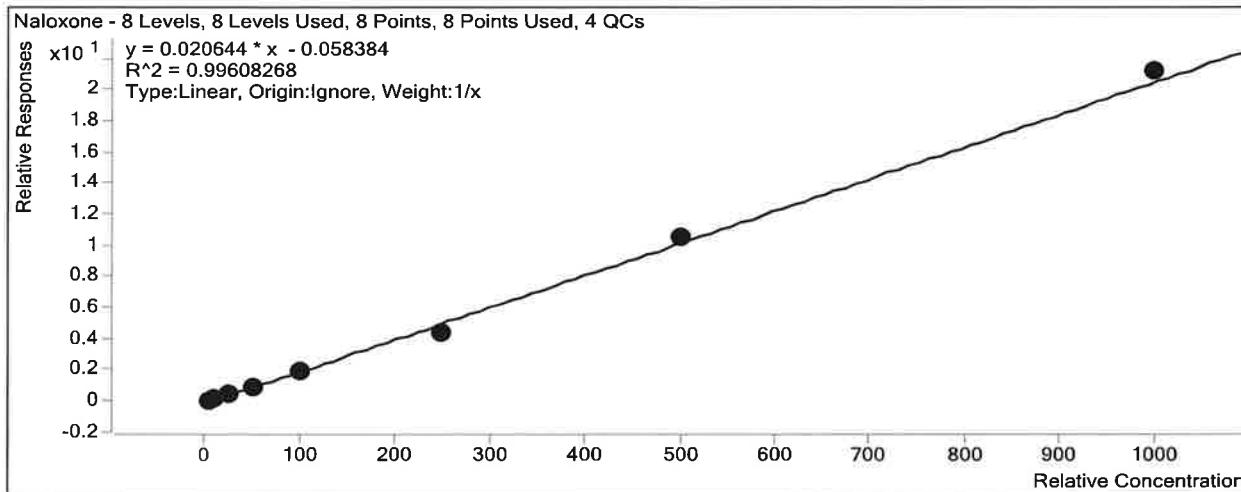
ISP Forensics Calibration Curve Report

TS
P

Batch Data Path C:\MassHunter\Data\2018\MD Quant\052918 MDQ P1 P2 TS\QuantResults\052918 MDQ P1b
worklist 2427 TS.batch.bin

Last Calib Update 6/1/2018 11:27 AM **Analyst Name** ISP TOX

Target Compound *Naloxone*
Internal Standard *Naloxone-D5*



Sample	Level	Enabled	Exp Conc	Final Conc	Accuracy
b cal 1-5ng.d	1	<input checked="" type="checkbox"/>	5	6.5	129.1
b cal 2-10ng.d	2	<input checked="" type="checkbox"/>	10	10.7	106.6
b QC 10 (QC1).d	2	<input checked="" type="checkbox"/>	10	9.9	99.5
b cal 3-25ng.d	3	<input checked="" type="checkbox"/>	25	22.0	88.0
b cal 4-50ng.d	4	<input checked="" type="checkbox"/>	50	44.8	89.6
b cal 5-100ng.d	5	<input checked="" type="checkbox"/>	100	93.0	93.0
b QC 100 (QC2).d	5	<input checked="" type="checkbox"/>	100	84.8	84.8
b cal 6-250ng.d	6	<input checked="" type="checkbox"/>	250	219.1	87.7
b QC 250 (QC 3).d	6	<input checked="" type="checkbox"/>	250	233.9	93.6
b cal 7-500ng.d	7	<input checked="" type="checkbox"/>	500	516.3	103.3
b cal 8-1000ng.d	8	<input checked="" type="checkbox"/>	1000	1027.6	102.8
b QC 1000 (QC4).d	8	<input checked="" type="checkbox"/>	1000	981.3	98.1

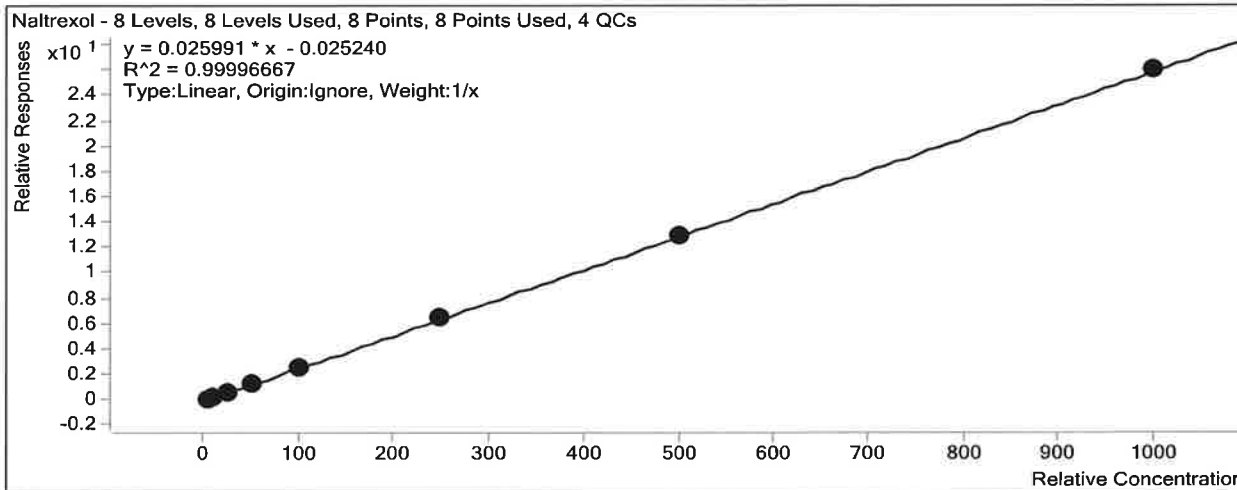
ISP Forensics Calibration Curve Report

TS
R

Batch Data Path C:\MassHunter\Data\2018\MD Quant\052918 MDQ P1 P2 TS\QuantResults\052918 MDQ P1b
worklist 2427 TS.batch.bin

Last Calib Update 6/1/2018 11:27 AM **Analyst Name** ISP TOX

Target Compound Naltrexol
Internal Standard Naltrexol-D3



Sample	Level	Enabled	Exp Conc	Final Conc	Accuracy
b cal 1-5ng.d	1	<input checked="" type="checkbox"/>	5	5.1	102.9
b cal 2-10ng.d	2	<input checked="" type="checkbox"/>	10	10.1	100.9
b QC 10 (QC1).d	2	<input checked="" type="checkbox"/>	10	9.9	98.7
b cal 3-25ng.d	3	<input checked="" type="checkbox"/>	25	24.8	99.3
b cal 4-50ng.d	4	<input checked="" type="checkbox"/>	50	48.9	97.9
b cal 5-100ng.d	5	<input checked="" type="checkbox"/>	100	98.8	98.8
b QC 100 (QC2).d	5	<input checked="" type="checkbox"/>	100	97.4	97.4
b cal 6-250ng.d	6	<input checked="" type="checkbox"/>	250	249.1	99.7
b QC 250 (QC 3).d	6	<input checked="" type="checkbox"/>	250	246.5	98.6
b cal 7-500ng.d	7	<input checked="" type="checkbox"/>	500	502.6	100.5
b cal 8-1000ng.d	8	<input checked="" type="checkbox"/>	1000	1000.5	100.0
b QC 1000 (QC4).d	8	<input checked="" type="checkbox"/>	1000	971.6	97.2

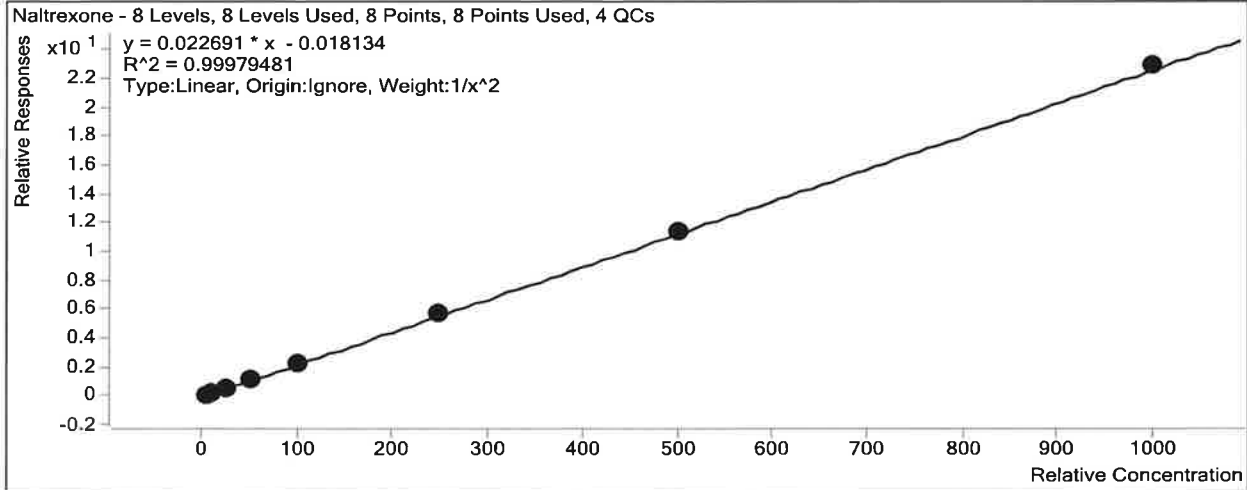
ISP Forensics Calibration Curve Report

TS
P

Batch Data Path C:\MassHunter\Data\2018\MD Quant\052918 MDQ P1 P2 TS\QuantResults\052918 MDQ P1b
worklist 2427 TS.batch.bin

Last Calib Update 6/1/2018 11:27 AM **Analyst Name** ISP TOX

Target Compound Naltrexone
Internal Standard Naltrexone-D3



Sample	Level	Enabled	Exp Conc	Final Conc	Accuracy
b cal 1-5ng.d	1	<input checked="" type="checkbox"/>	5	5.1	101.2
b cal 2-10ng.d	2	<input checked="" type="checkbox"/>	10	9.8	97.7
b QC 10 (QC1).d	2	<input checked="" type="checkbox"/>	10	9.8	98.2
b cal 3-25ng.d	3	<input checked="" type="checkbox"/>	25	25.1	100.6
b cal 4-50ng.d	4	<input checked="" type="checkbox"/>	50	49.3	98.6
b cal 5-100ng.d	5	<input checked="" type="checkbox"/>	100	100.5	100.5
b QC 100 (QC2).d	5	<input checked="" type="checkbox"/>	100	102.1	102.1
b cal 6-250ng.d	6	<input checked="" type="checkbox"/>	250	249.6	99.9
b QC 250 (QC 3).d	6	<input checked="" type="checkbox"/>	250	247.1	98.8
b cal 7-500ng.d	7	<input checked="" type="checkbox"/>	500	503.7	100.7
b cal 8-1000ng.d	8	<input checked="" type="checkbox"/>	1000	1008.9	100.9
b QC 1000 (QC4).d	8	<input checked="" type="checkbox"/>	1000	1007.5	100.8

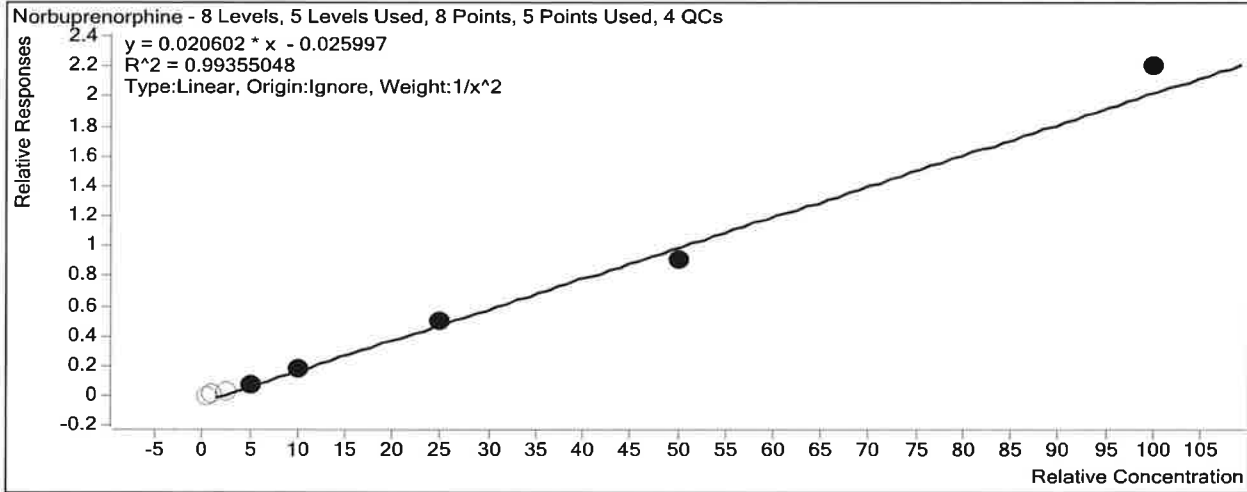
ISP Forensics Calibration Curve Report

TS
P

Batch Data Path C:\MassHunter\Data\2018\MD Quant\052918 MDQ P1 P2 TS\QuantResults\052918 MDQ P1b
worklist 2427 TS.batch.bin

Last Calib Update 6/1/2018 11:27 AM **Analyst Name** ISP TOX

Target Compound *Norbuprenorphine*
Internal Standard *Norbuprenorphine-D3*



Sample	Level	Enabled	Exp Conc	Final Conc	Accuracy
b cal 1-5ng.d	1	<input type="checkbox"/>	0.5	1.6	325.0
b cal 2-10ng.d	2	<input type="checkbox"/>	1	2.1	214.1
b QC 10 (QC1).d	2	<input type="checkbox"/>	1	2.4	237.6
b cal 3-25ng.d	3	<input type="checkbox"/>	2.5	2.7	109.6
b cal 4-50ng.d	4	<input checked="" type="checkbox"/>	5	5.0	100.4
b cal 5-100ng.d	5	<input checked="" type="checkbox"/>	10	10.0	99.8
b QC 100 (QC2).d	5	<input checked="" type="checkbox"/>	10	9.2	91.6
b cal 6-250ng.d	6	<input checked="" type="checkbox"/>	25	25.3	101.3
b QC 250 (QC 3).d	6	<input checked="" type="checkbox"/>	25	24.4	97.4
b cal 7-500ng.d	7	<input checked="" type="checkbox"/>	50	45.3	90.6
b cal 8-1000ng.d	8	<input checked="" type="checkbox"/>	100	108.0	108.0
b QC 1000 (QC4).d	8	<input checked="" type="checkbox"/>	100	103.7	103.7

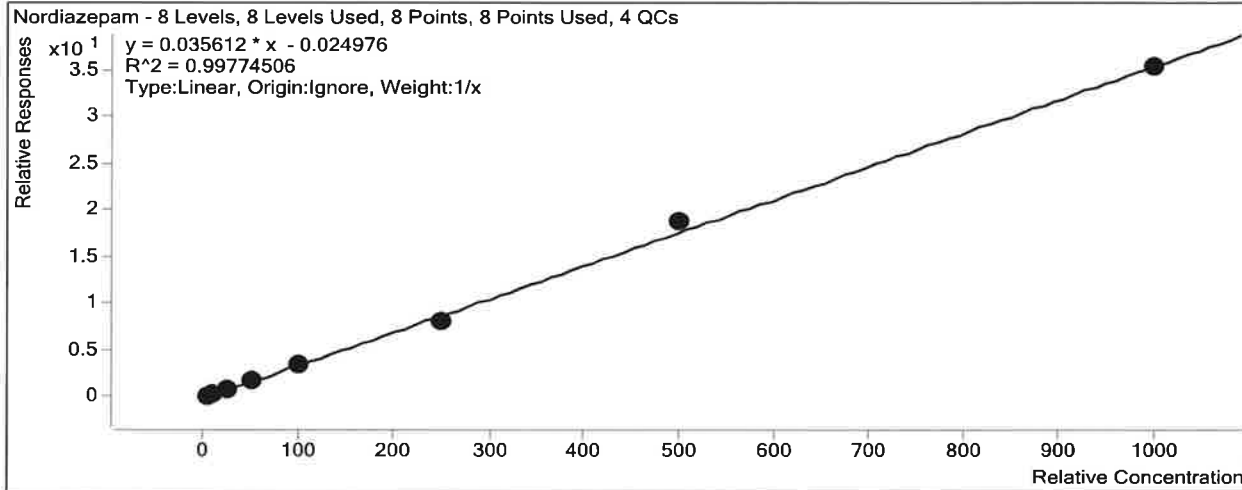
ISP Forensics Calibration Curve Report

TS
D

Batch Data Path C:\MassHunter\Data\2018\MD Quant\052918 MDQ P1 P2 TS\QuantResults\052918 MDQ P1b
worklist 2427 TS.batch.bin

Last Calib Update 6/1/2018 11:27 AM **Analyst Name** ISP TOX

Target Compound Nordiazepam
Internal Standard Nordiazepam-D5



Sample	Level	Enabled	Exp Conc	Final Conc	Accuracy
b cal 1-5ng.d	1	<input checked="" type="checkbox"/>	5	4.8	95.4
b cal 2-10ng.d	2	<input checked="" type="checkbox"/>	10	10.5	104.8
b QC 10 (QC1).d	2	<input checked="" type="checkbox"/>	10	9.1	91.0
b cal 3-25ng.d	3	<input checked="" type="checkbox"/>	25	25.7	102.9
b cal 4-50ng.d	4	<input checked="" type="checkbox"/>	50	50.2	100.5
b cal 5-100ng.d	5	<input checked="" type="checkbox"/>	100	100.7	100.7
b QC 100 (QC2).d	5	<input checked="" type="checkbox"/>	100	101.6	101.6
b cal 6-250ng.d	6	<input checked="" type="checkbox"/>	250	226.8	90.7
b QC 250 (QC 3).d	6	<input checked="" type="checkbox"/>	250	225.7	90.3
b cal 7-500ng.d	7	<input checked="" type="checkbox"/>	500	529.3	105.9
b cal 8-1000ng.d	8	<input checked="" type="checkbox"/>	1000	992.0	99.2
b QC 1000 (QC4).d	8	<input checked="" type="checkbox"/>	1000	944.7	94.5

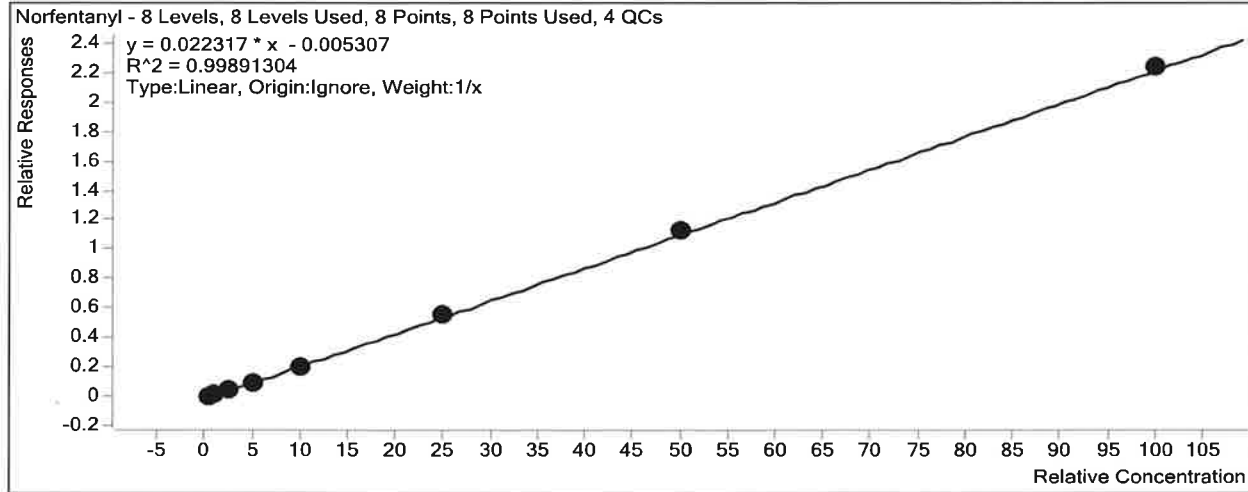
ISP Forensics Calibration Curve Report

TS
D

Batch Data Path C:\MassHunter\Data\2018\MD Quant\052918 MDQ P1 P2 TS\QuantResults\052918 MDQ P1b
worklist 2427 TS.batch.bin

Last Calib Update 6/1/2018 11:27 AM **Analyst Name** ISP TOX

Target Compound *Norfentanyl*
Internal Standard *Norfentanyl-D5*



Sample	Level	Enabled	Exp Conc	Final Conc	Accuracy
b cal 1-5ng.d	1	<input checked="" type="checkbox"/>	0.5	0.6	122.4
b cal 2-10ng.d	2	<input checked="" type="checkbox"/>	1	1.0	102.6
b QC 10 (QC1).d	2	<input checked="" type="checkbox"/>	1	1.0	99.2
b cal 3-25ng.d	3	<input checked="" type="checkbox"/>	2.5	2.3	92.4
b cal 4-50ng.d	4	<input checked="" type="checkbox"/>	5	4.2	84.1
b cal 5-100ng.d	5	<input checked="" type="checkbox"/>	10	9.6	96.2
b QC 100 (QC2).d	5	<input checked="" type="checkbox"/>	10	9.0	90.4
b cal 6-250ng.d	6	<input checked="" type="checkbox"/>	25	25.2	100.8
b QC 250 (QC 3).d	6	<input checked="" type="checkbox"/>	25	23.5	94.2
b cal 7-500ng.d	7	<input checked="" type="checkbox"/>	50	50.6	101.2
b cal 8-1000ng.d	8	<input checked="" type="checkbox"/>	100	100.4	100.4
b QC 1000 (QC4).d	8	<input checked="" type="checkbox"/>	100	105.8	105.8

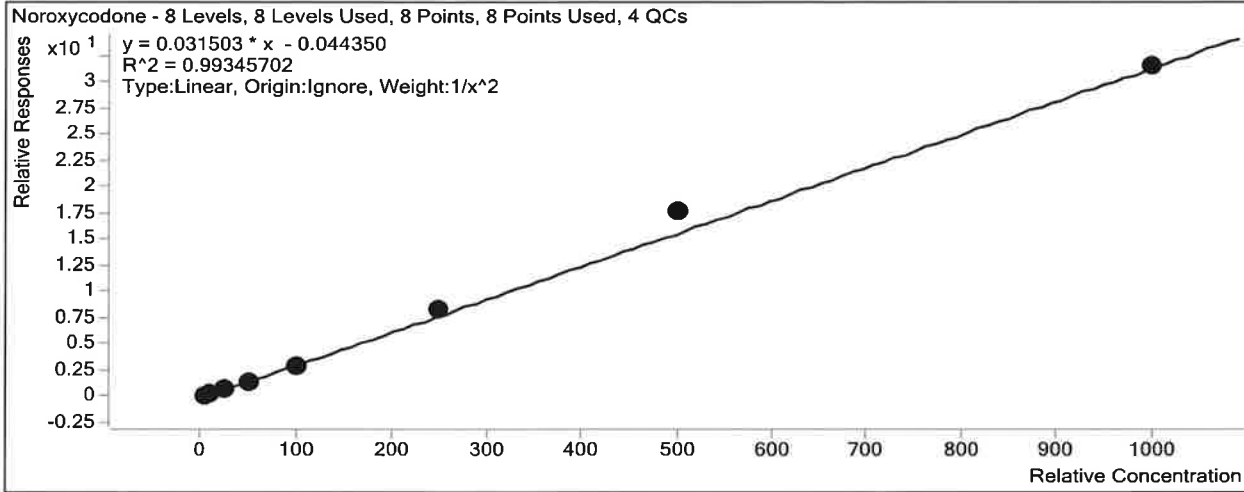
ISP Forensics Calibration Curve Report

TS
P

Batch Data Path C:\MassHunter\Data\2018\MD Quant\052918 MDQ P1 P2 TS\QuantResults\052918 MDQ P1b
worklist 2427 TS.batch.bin

Last Calib Update 6/1/2018 11:27 AM **Analyst Name** ISP TOX

Target Compound *Noroxycodone*
Internal Standard *Noroxycodone-D3*



Sample	Level	Enabled	Exp Conc	Final Conc	Accuracy
b cal 1-5ng.d	1	<input checked="" type="checkbox"/>	5	5.0	100.0
b cal 2-10ng.d	2	<input checked="" type="checkbox"/>	10	10.4	104.4
b QC 10 (QC1).d	2	<input checked="" type="checkbox"/>	10	9.1	91.0
b cal 3-25ng.d	3	<input checked="" type="checkbox"/>	25	23.4	93.4
b cal 4-50ng.d	4	<input checked="" type="checkbox"/>	50	45.8	91.5
b cal 5-100ng.d	5	<input checked="" type="checkbox"/>	100	93.6	93.6
b QC 100 (QC2).d	5	<input checked="" type="checkbox"/>	100	93.0	93.0
b cal 6-250ng.d	6	<input checked="" type="checkbox"/>	250	262.0	104.8
b QC 250 (QC 3).d	6	<input checked="" type="checkbox"/>	250	232.1	92.8
b cal 7-500ng.d	7	<input checked="" type="checkbox"/>	500	560.9	112.2
b cal 8-1000ng.d	8	<input checked="" type="checkbox"/>	1000	1000.1	100.0
b QC 1000 (QC4).d	8	<input checked="" type="checkbox"/>	1000	999.9	100.0

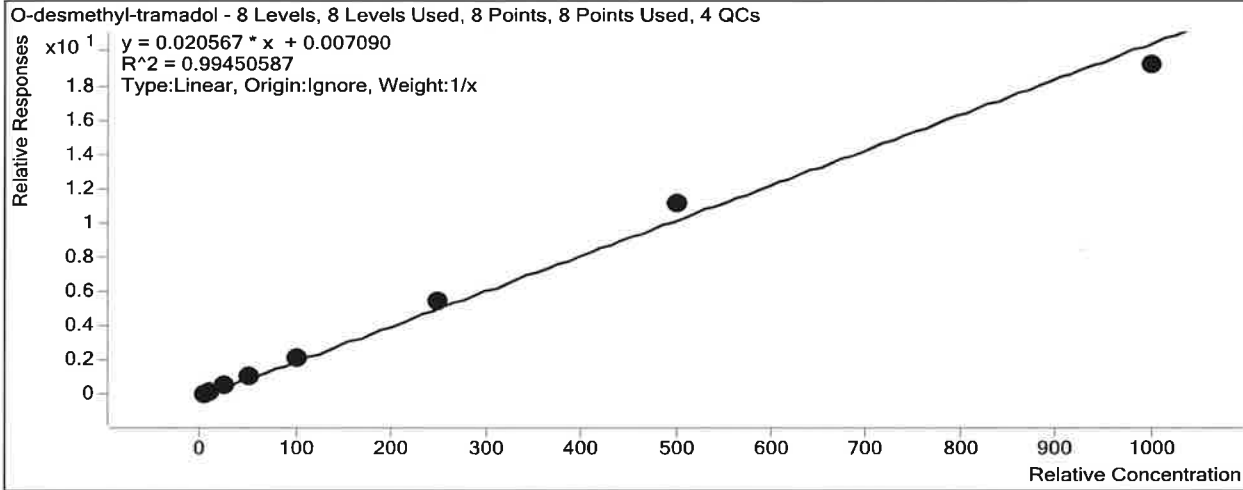
ISP Forensics Calibration Curve Report

TS
↓

Batch Data Path C:\MassHunter\Data\2018\MD Quant\052918 MDQ P1 P2 TS\QuantResults\052918 MDQ P1b
worklist 2427 TS.batch.bin

Last Calib Update 6/1/2018 11:27 AM **Analyst Name** ISP TOX

Target Compound *O-desmethyl-tramadol*
Internal Standard *O-desmethyl-tramadol-D6*



Sample	Level	Enabled	Exp Conc	Final Conc	Accuracy
b cal 1-5ng.d	1	<input checked="" type="checkbox"/>	5	4.3	86.3
b cal 2-10ng.d	2	<input checked="" type="checkbox"/>	10	9.7	96.6
b QC 10 (QC1).d	2	<input checked="" type="checkbox"/>	10	9.4	94.4
b cal 3-25ng.d	3	<input checked="" type="checkbox"/>	25	25.6	102.3
b cal 4-50ng.d	4	<input checked="" type="checkbox"/>	50	50.5	101.0
b cal 5-100ng.d	5	<input checked="" type="checkbox"/>	100	104.7	104.7
b QC 100 (QC2).d	5	<input checked="" type="checkbox"/>	100	105.6	105.6
b cal 6-250ng.d	6	<input checked="" type="checkbox"/>	250	267.7	107.1
b QC 250 (QC 3).d	6	<input checked="" type="checkbox"/>	250	266.6	106.6
b cal 7-500ng.d	7	<input checked="" type="checkbox"/>	500	543.7	108.7
b cal 8-1000ng.d	8	<input checked="" type="checkbox"/>	1000	933.9	93.4
b QC 1000 (QC4).d	8	<input checked="" type="checkbox"/>	1000	864.2	86.4

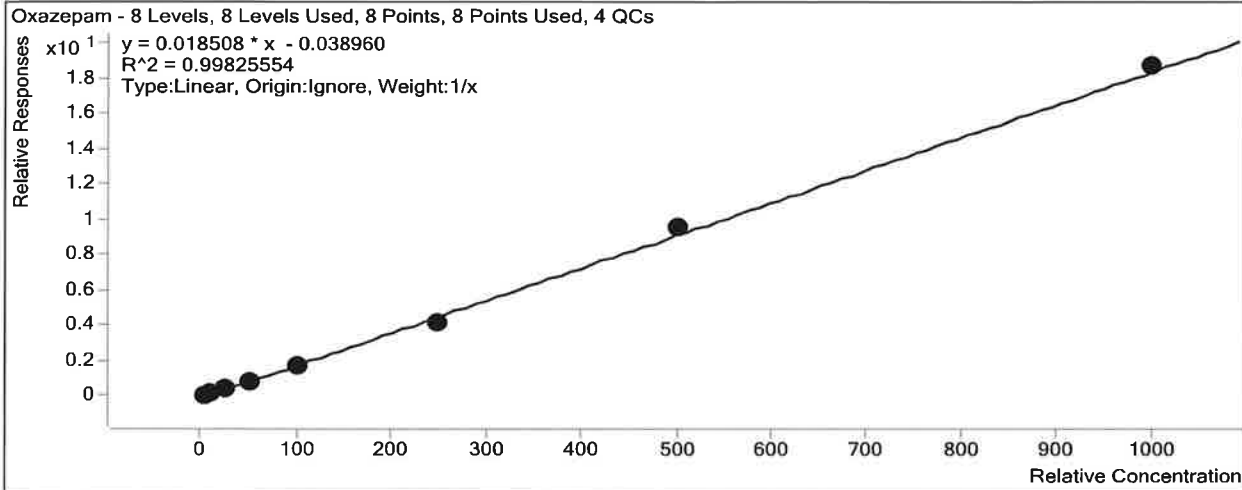
ISP Forensics Calibration Curve Report

TS
↑

Batch Data Path C:\MassHunter\Data\2018\MD Quant\052918 MDQ P1 P2 TS\QuantResults\052918 MDQ P1b
worklist 2427 TS.batch.bin

Last Calib Update 6/1/2018 11:27 AM **Analyst Name** ISP TOX

Target Compound Oxazepam
Internal Standard Oxazepam-D5



Sample	Level	Enabled	Exp Conc	Final Conc	Accuracy
b cal 1-5ng.d	1	<input checked="" type="checkbox"/>	5	5.8	115.7
b cal 2-10ng.d	2	<input checked="" type="checkbox"/>	10	10.4	103.7
b QC 10 (QC1).d	2	<input checked="" type="checkbox"/>	10	9.1	90.6
b cal 3-25ng.d	3	<input checked="" type="checkbox"/>	25	23.9	95.5
b cal 4-50ng.d	4	<input checked="" type="checkbox"/>	50	47.0	93.9
b cal 5-100ng.d	5	<input checked="" type="checkbox"/>	100	95.1	95.1
b QC 100 (QC2).d	5	<input checked="" type="checkbox"/>	100	90.7	90.7
b cal 6-250ng.d	6	<input checked="" type="checkbox"/>	250	229.0	91.6
b QC 250 (QC 3).d	6	<input checked="" type="checkbox"/>	250	210.1	84.0
b cal 7-500ng.d	7	<input checked="" type="checkbox"/>	500	516.8	103.4
b cal 8-1000ng.d	8	<input checked="" type="checkbox"/>	1000	1012.2	101.2
b QC 1000 (QC4).d	8	<input checked="" type="checkbox"/>	1000	960.6	96.1

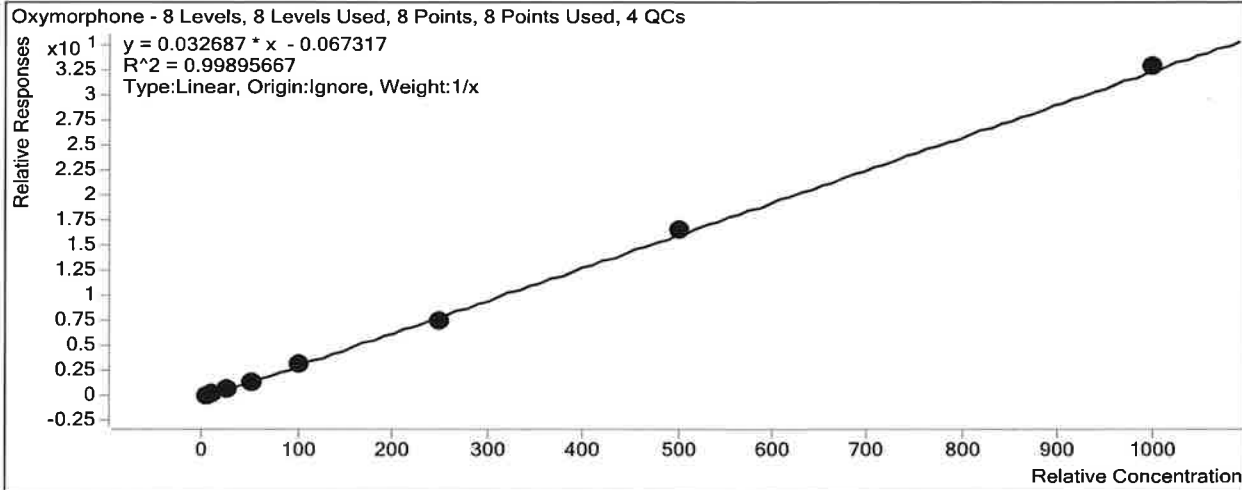
ISP Forensics Calibration Curve Report

TS
P

Batch Data Path C:\MassHunter\Data\2018\MD Quant\052918 MDQ P1 P2 TS\QuantResults\052918 MDQ P1b
worklist 2427 TS.batch.bin

Last Calib Update 6/1/2018 11:27 AM **Analyst Name** ISP TOX

Target Compound Oxymorphone
Internal Standard Oxymorphone-D3



Sample	Level	Enabled	Exp Conc	Final Conc	Accuracy
b cal 1-5ng.d	1	<input checked="" type="checkbox"/>	5	5.9	117.4
b cal 2-10ng.d	2	<input checked="" type="checkbox"/>	10	10.0	100.2
b QC 10 (QC1).d	2	<input checked="" type="checkbox"/>	10	10.0	100.4
b cal 3-25ng.d	3	<input checked="" type="checkbox"/>	25	24.0	95.9
b cal 4-50ng.d	4	<input checked="" type="checkbox"/>	50	45.7	91.4
b cal 5-100ng.d	5	<input checked="" type="checkbox"/>	100	97.5	97.5
b QC 100 (QC2).d	5	<input checked="" type="checkbox"/>	100	96.0	96.0
b cal 6-250ng.d	6	<input checked="" type="checkbox"/>	250	235.5	94.2
b QC 250 (QC 3).d	6	<input checked="" type="checkbox"/>	250	239.1	95.6
b cal 7-500ng.d	7	<input checked="" type="checkbox"/>	500	512.3	102.5
b cal 8-1000ng.d	8	<input checked="" type="checkbox"/>	1000	1009.1	100.9
b QC 1000 (QC4).d	8	<input checked="" type="checkbox"/>	1000	990.3	99.0

ISP Forensics Calibration Curve Report

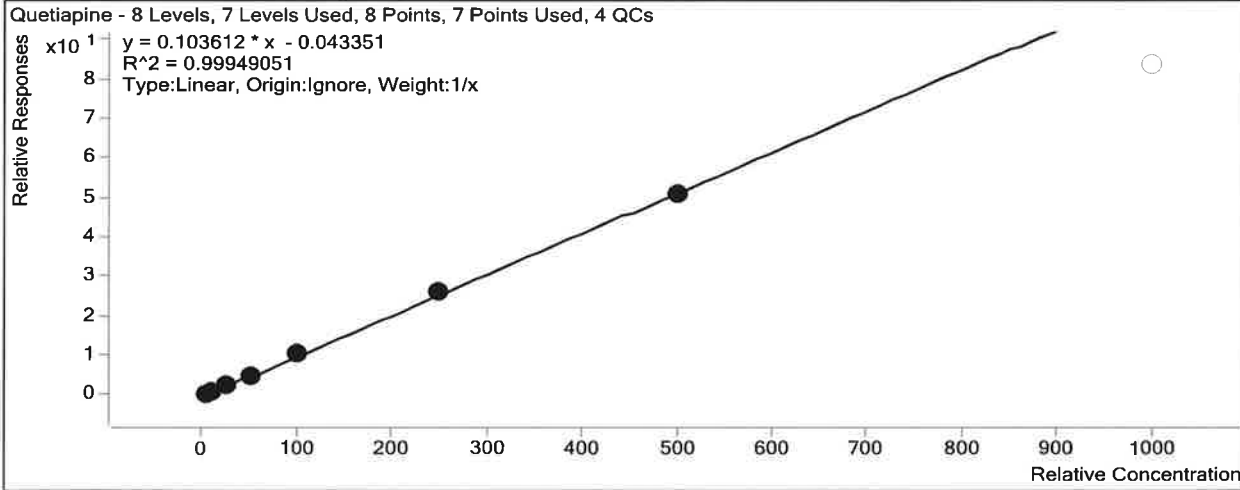
TS

D

Batch Data Path C:\MassHunter\Data\2018\MD Quant\052918 MDQ P1 P2 TS\QuantResults\052918 MDQ P1b
worklist 2427 TS.batch.bin

Last Calib Update 6/1/2018 11:27 AM **Analyst Name** ISP TOX

Target Compound *Quetiapine*
Internal Standard *Quetiapine-D8*



Sample	Level	Enabled	Exp Conc	Final Conc	Accuracy
b cal 1-5ng.d	1	<input checked="" type="checkbox"/>	5	4.8	96.6
b cal 2-10ng.d	2	<input checked="" type="checkbox"/>	10	10.3	103.0
b QC 10 (QC1).d	2	<input checked="" type="checkbox"/>	10	9.9	98.8
b cal 3-25ng.d	3	<input checked="" type="checkbox"/>	25	25.4	101.5
b cal 4-50ng.d	4	<input checked="" type="checkbox"/>	50	47.6	95.1
b cal 5-100ng.d	5	<input checked="" type="checkbox"/>	100	102.9	102.9
b QC 100 (QC2).d	5	<input checked="" type="checkbox"/>	100	99.3	99.3
b cal 6-250ng.d	6	<input checked="" type="checkbox"/>	250	255.3	102.1
b QC 250 (QC 3).d	6	<input checked="" type="checkbox"/>	250	245.4	98.2
b cal 7-500ng.d	7	<input checked="" type="checkbox"/>	500	493.7	98.7
b cal 8-1000ng.d	8	<input type="checkbox"/>	1000	808.1	80.8
b QC 1000 (QC4).d	8	<input checked="" type="checkbox"/>	1000	737.5	73.8

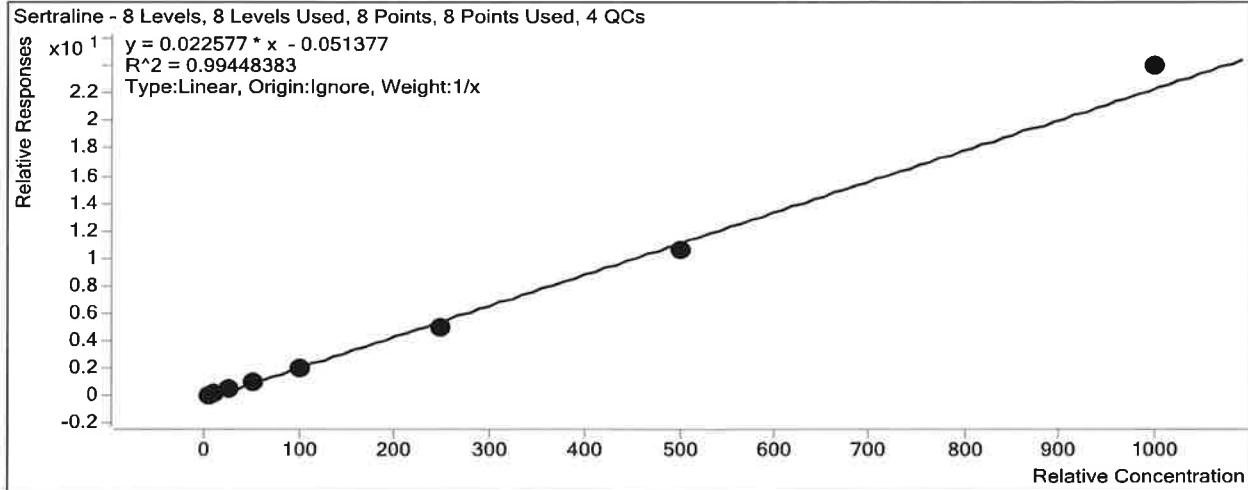
ISP Forensics Calibration Curve Report

TS
P

Batch Data Path C:\MassHunter\Data\2018\MD Quant\052918 MDQ P1 P2 TS\QuantResults\052918 MDQ P1b
worklist 2427 TS.batch.bin

Last Calib Update 6/1/2018 11:27 AM **Analyst Name** ISP TOX

Target Compound Sertraline
Internal Standard Sertraline-D3



Sample	Level	Enabled	Exp Conc	Final Conc	Accuracy
b cal 1-5ng.d	1	<input checked="" type="checkbox"/>	5	5.9	117.1
b cal 2-10ng.d	2	<input checked="" type="checkbox"/>	10	10.9	109.1
b QC 10 (QC1).d	2	<input checked="" type="checkbox"/>	10	10.1	101.1
b cal 3-25ng.d	3	<input checked="" type="checkbox"/>	25	24.2	96.7
b cal 4-50ng.d	4	<input checked="" type="checkbox"/>	50	46.7	93.4
b cal 5-100ng.d	5	<input checked="" type="checkbox"/>	100	94.4	94.4
b QC 100 (QC2).d	5	<input checked="" type="checkbox"/>	100	87.9	87.9
b cal 6-250ng.d	6	<input checked="" type="checkbox"/>	250	220.6	88.2
b QC 250 (QC 3).d	6	<input checked="" type="checkbox"/>	250	268.5	107.4
b cal 7-500ng.d	7	<input checked="" type="checkbox"/>	500	473.1	94.6
b cal 8-1000ng.d	8	<input checked="" type="checkbox"/>	1000	1064.2	106.4
b QC 1000 (QC4).d	8	<input checked="" type="checkbox"/>	1000	955.6	95.6

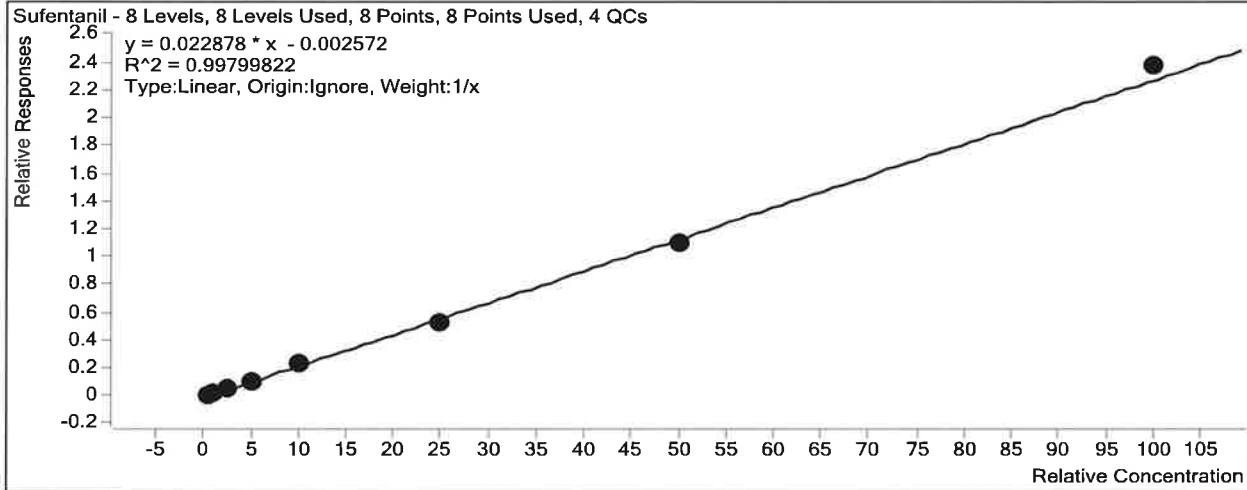
ISP Forensics Calibration Curve Report

IS
D

Batch Data Path C:\MassHunter\Data\2018\MD Quant\052918 MDQ P1 P2 TS\QuantResults\052918 MDQ P1b
worklist 2427 TS.batch.bin

Last Calib Update 6/1/2018 11:27 AM **Analyst Name** ISP TOX

Target Compound Sufentanil
Internal Standard Sufentanil-D5



Sample	Level	Enabled	Exp Conc	Final Conc	Accuracy
b cal 1-5ng.d	1	<input checked="" type="checkbox"/>	0.5	0.6	110.2
b cal 2-10ng.d	2	<input checked="" type="checkbox"/>	1	1.0	99.8
b QC 10 (QC1).d	2	<input checked="" type="checkbox"/>	1	1.0	98.8
b cal 3-25ng.d	3	<input checked="" type="checkbox"/>	2.5	2.6	102.6
b cal 4-50ng.d	4	<input checked="" type="checkbox"/>	5	4.7	94.5
b cal 5-100ng.d	5	<input checked="" type="checkbox"/>	10	10.0	99.9
b QC 100 (QC2).d	5	<input checked="" type="checkbox"/>	10	9.3	93.5
b cal 6-250ng.d	6	<input checked="" type="checkbox"/>	25	23.2	92.9
b QC 250 (QC 3).d	6	<input checked="" type="checkbox"/>	25	25.2	100.6
b cal 7-500ng.d	7	<input checked="" type="checkbox"/>	50	48.2	96.4
b cal 8-1000ng.d	8	<input checked="" type="checkbox"/>	100	103.8	103.8
b QC 1000 (QC4).d	8	<input checked="" type="checkbox"/>	100	93.2	93.2

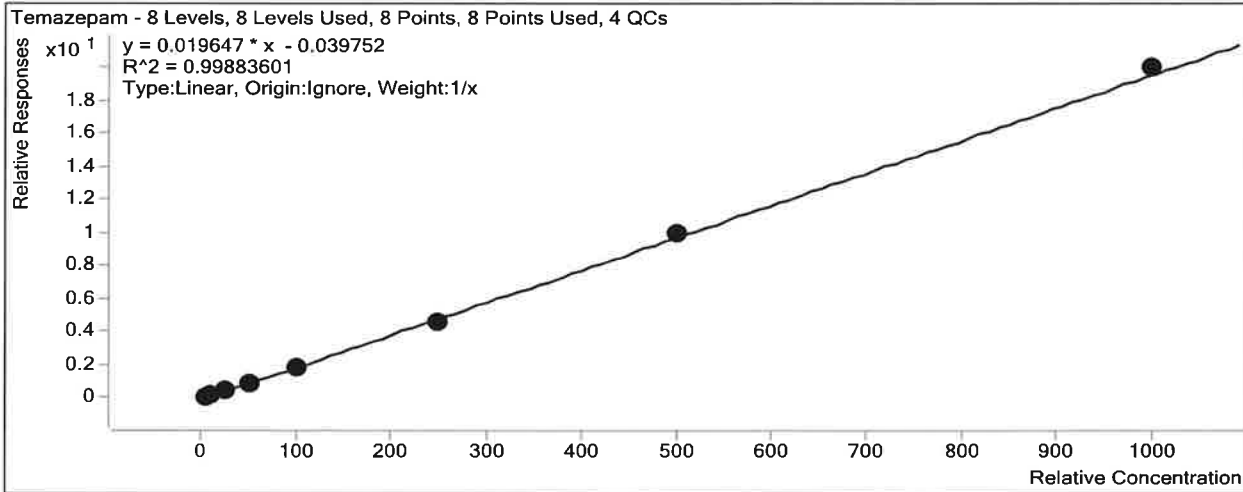
ISP Forensics Calibration Curve Report

TS
B

Batch Data Path C:\MassHunter\Data\2018\MD Quant\052918 MDQ P1 P2 TS\QuantResults\052918 MDQ P1b
worklist 2427 TS.batch.bin

Last Calib Update 6/1/2018 11:27 AM **Analyst Name** ISP TOX

Target Compound *Temazepam*
Internal Standard *Temazepam-D5*



Sample	Level	Enabled	Exp Conc	Final Conc	Accuracy
b cal 1-5ng.d	1	<input checked="" type="checkbox"/>	5	6.0	120.6
b cal 2-10ng.d	2	<input checked="" type="checkbox"/>	10	10.1	101.2
b QC 10 (QC1).d	2	<input checked="" type="checkbox"/>	10	10.3	102.8
b cal 3-25ng.d	3	<input checked="" type="checkbox"/>	25	23.4	93.6
b cal 4-50ng.d	4	<input checked="" type="checkbox"/>	50	45.7	91.4
b cal 5-100ng.d	5	<input checked="" type="checkbox"/>	100	96.1	96.1
b QC 100 (QC2).d	5	<input checked="" type="checkbox"/>	100	93.9	93.9
b cal 6-250ng.d	6	<input checked="" type="checkbox"/>	250	235.4	94.2
b QC 250 (QC 3).d	6	<input checked="" type="checkbox"/>	250	236.0	94.4
b cal 7-500ng.d	7	<input checked="" type="checkbox"/>	500	505.8	101.2
b cal 8-1000ng.d	8	<input checked="" type="checkbox"/>	1000	1017.4	101.7
b QC 1000 (QC4).d	8	<input checked="" type="checkbox"/>	1000	1008.6	100.9

TS
D

ISP FORENSICS - Pocatello Instrument # 59740

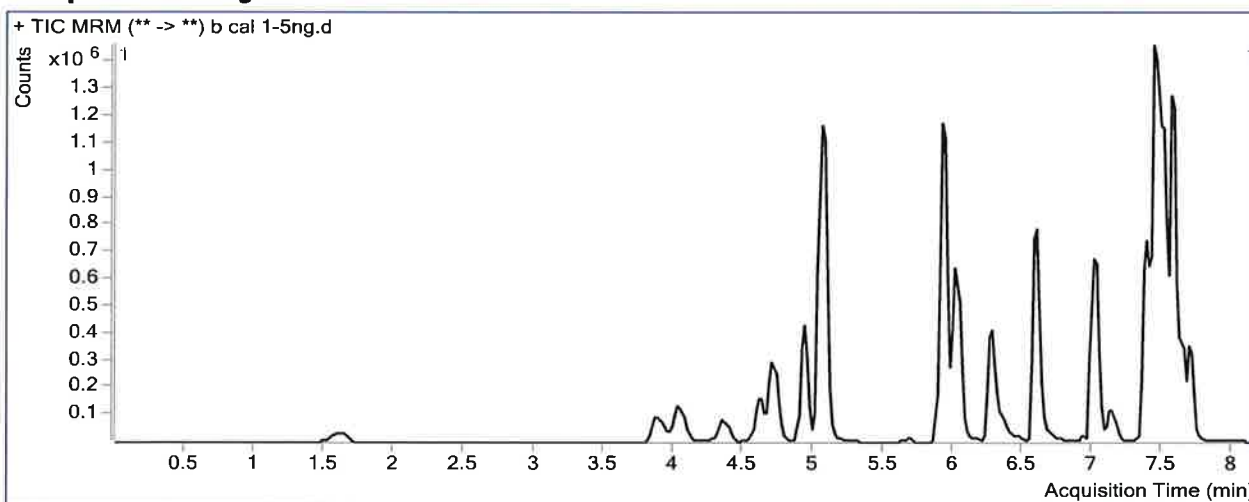
Multi-Drug Confirmatory Analysis Report

Batch Data Path C:\MassHunter\Data\2018\MD Quant\052918 MDQ P1 P2 TS\QuantResults\052918 MDQ P1b worklist 2427 TS
Analysis Time 6/1/2018 11:27 AM **Analyst Name** ISPUser
Report Time 6/6/2018 11:36 AM **Reporter Name** ISPUser
Last Calib Update 6/1/2018 11:27 AM **Batch State** Processed

Analysis Info

Acq Time 2018-05-29 22:05 **Data File** b cal 1-5ng.d
Sample Type Calibration **Sample Name** b cal 1-5ng.d
Dilution 1 **Acq Method** MD Quant Panel 1b 12-12-17.m
Position P1-A1 **Sample Info**
Inj Vol -1 **Comment** AM 28

Sample Chromatogram



Results

Compound	ISTD Compound	RT	Response	ISTD Resp	Resp Ratio	Final Conc
Oxymorphone	Oxymorphone-D3	1.608	34941	280487	0.1246	5.8704
Dihydrocodeine	Dihydrocodeine-D6	3.935	32240	428128	0.0753	5.0561
Naloxone	Naloxone-D5	4.092	54913	733421	0.0749	6.4550
Noroxycodone	Noroxycodone-D3	4.399	44565	393591	0.1132	5.0020
Naltrexone	Naltrexone-D3	4.631	64020	662492	0.0966	5.0579
Acetyl Norfentanyl	Acetyl Norfentanyl-D5	4.764	13226	1245970	0.0106	0.6406
Naltrexol	Naltrexol-D3	4.930	158020	1457320	0.1084	5.1430
O-desmethyl-tramadol	O-desmethyl-tramadol-D6	5.076	425579	4442436	0.0958	4.3132
Ketamine	Ketamine-D4	5.921	232856	2189355	0.1064	4.9474
Norfentanyl	Norfentanyl-D5	5.964	22084	2644351	0.0084	0.6120
alpha-PVP	alpha-PVP-d8	6.288	161889	1961678	0.0825	5.0514
Acetyl Fentanyl	Acetyl Fentanyl-D5	6.601	21558	3317208	0.0065	0.6269
Norbuprenorphine	Norbuprenorphine-D3	6.935	480	64164	0.0075	1.6250
Fentanyl	Fentanyl-D5	7.019	19961	2535738	0.0079	0.6262
EDDP	EDDP-D3	7.150	28799	364792	0.0789	5.8440
Sufentanil	Sufentanil-D5	7.379	13680	1363077	0.0100	0.5511
Quetiapine	Quetiapine-D8	7.380	336675	736715	0.4570	4.8290
Cyclobenzaprine	Cyclobenzaprine-D3	7.433	107244	986243	0.1087	5.2094
Methadone	Methadone-D9	7.463	442728	3662606	0.1209	4.7930

ISP FORENSICS - Pocatello Instrument # 59740
Multi-Drug Confirmatory Analysis Report

TS
D
b cal 1-5ng

Compound	ISTD Compound	RT	Response	ISTD Resp	Resp Ratio	Final Conc
Fluoxetine	Fluoxetine-D6	7.504	204714	2068558	0.0990	8.5360
Oxazepam	Oxazepam-D5	7.529	48754	716219	0.0681	5.7829
Sertraline	Sertraline-D3	7.565	67106	829874	0.0809	5.8573
Temazepam	Temazepam-D5	7.587	166818	2119508	0.0787	6.0293
Buprenorphine	Buprenorphine-D4	7.637	13518	776989	0.0174	0.6207
Nordiazepam	Nordiazepam-D5	7.655	108190	747047	0.1448	4.7681
Diazepam	Diazepam-D5	7.712	86849	773617	0.1123	5.6943

TS
D

ISP FORENSICS - Pocatello Instrument # 59740

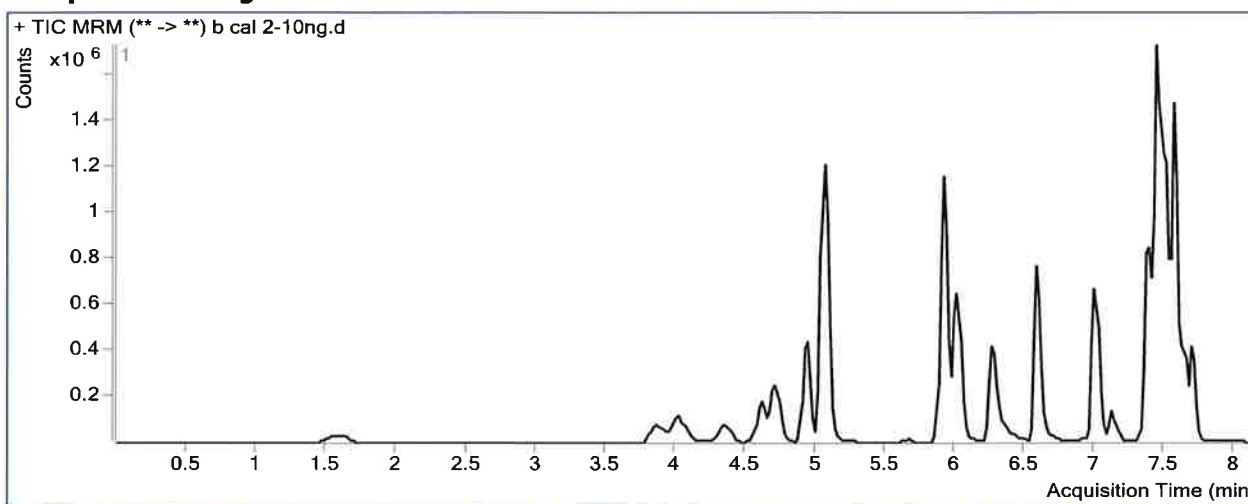
Multi-Drug Confirmatory Analysis Report

Batch Data Path C:\MassHunter\Data\2018\MD Quant\052918 MDQ P1 P2 TS\QuantResults\052918 MDQ P1b worklist 2427 TS
Analysis Time 6/1/2018 11:27 AM **Analyst Name** ISPUser
Report Time 6/6/2018 11:36 AM **Reporter Name** ISPUser
Last Calib Update 6/1/2018 11:27 AM **Batch State** Processed

Analysis Info

Acq Time 2018-05-29 22:37 **Data File** b cal 2-10ng.d
Sample Type Calibration **Sample Name** b cal 2-10ng.d
Dilution 1 **Acq Method** MD Quant Panel 1b 12-12-17.m
Position P1-B1 **Sample Info**
Inj Vol -1 **Comment** AM 28

Sample Chromatogram



Results

Compound	ISTD Compound	RT	Response	ISTD Resp	Resp Ratio	Final Conc
Oxymorphone	Oxymorphone-D3	1.628	68758	264231	0.2602	10.0203
Dihydrocodeine	Dihydrocodeine-D6	3.915	62012	375808	0.1650	9.8104
Naloxone	Naloxone-D5	4.092	109769	678945	0.1617	10.6598
Noroxycodone	Noroxycodone-D3	4.379	104000	365312	0.2847	10.4447
Naltrexone	Naltrexone-D3	4.631	127069	624444	0.2035	9.7670
Acetyl Norfentanyl	Acetyl Norfentanyl-D5	4.764	25523	1071547	0.0238	1.0583
Naltrexol	Naltrexol-D3	4.930	319548	1348453	0.2370	10.0886
O-desmethyl-tramadol	O-desmethyl-tramadol-D6	5.056	810571	3938866	0.2058	9.6611
Ketamine	Ketamine-D4	5.921	449777	1953330	0.2303	10.1640
Norfentanyl	Norfentanyl-D5	5.944	40162	2283733	0.0176	1.0258
alpha-PVP	alpha-PVP-d8	6.268	313791	1715893	0.1829	9.9298
Acetyl Fentanyl	Acetyl Fentanyl-D5	6.601	37704	2834106	0.0133	1.0200
Norbuprenorphine	Norbuprenorphine-D3	6.914	1142	63046	0.0181	2.1412
Fentanyl	Fentanyl-D5	7.019	34770	2378210	0.0146	0.9750
EDDP	EDDP-D3	7.130	61273	337067	0.1818	10.4363
Sufentanil	Sufentanil-D5	7.379	25879	1277942	0.0203	0.9976
Quetiapine	Quetiapine-D8	7.360	684885	668784	1.0241	10.3022
Cyclobenzaprine	Cyclobenzaprine-D3	7.433	229755	949926	0.2419	10.0784
Methadone	Methadone-D9	7.463	928554	3480831	0.2668	10.6006

ISP FORENSICS - Pocatello Instrument # 59740
Multi-Drug Confirmatory Analysis Report

TS
D
b cal 2-10ng

Compound	ISTD Compound	RT	Response	ISTD Resp	Resp Ratio	Final Conc
Fluoxetine	Fluoxetine-D6	7.504	428646	1987381	0.2157	13.5837
Oxazepam	Oxazepam-D5	7.529	106323	695412	0.1529	10.3658
Sertraline	Sertraline-D3	7.565	151719	778501	0.1949	10.9077
Temazepam	Temazepam-D5	7.567	344705	2166107	0.1591	10.1231
Buprenorphine	Buprenorphine-D4	7.637	25384	729524	0.0348	1.0257
Nordiazepam	Nordiazepam-D5	7.655	236541	679412	0.3482	10.4777
Diazepam	Diazepam-D5	7.692	172424	711458	0.2424	10.2582

TS


ISP FORENSICS - Pocatello Instrument # 59740

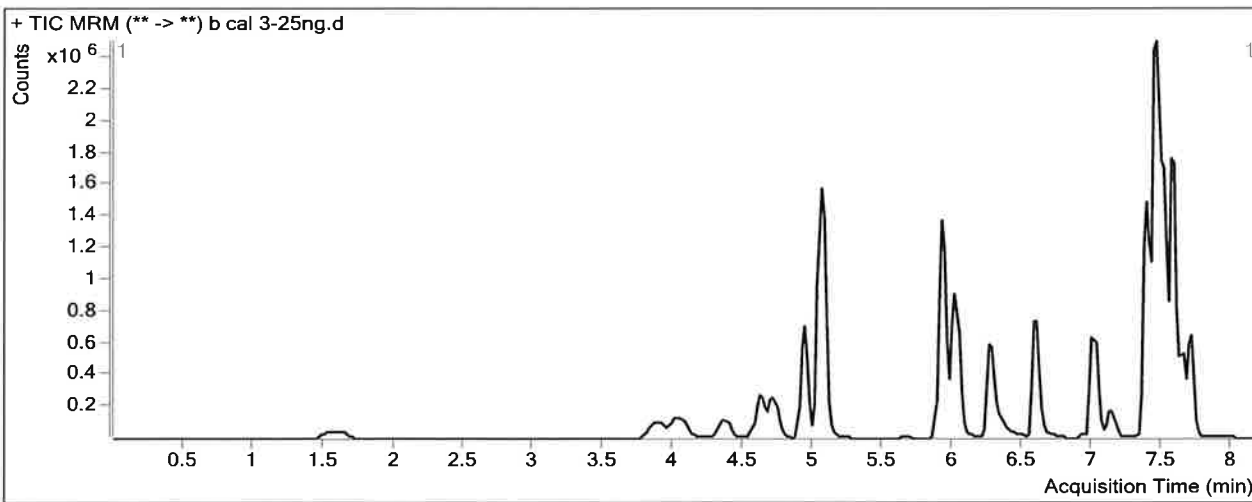
Multi-Drug Confirmatory Analysis Report

Batch Data Path C:\MassHunter\Data\2018\MD Quant\052918 MDQ P1 P2 TS\QuantResults\052918 MDQ P1b worklist 2427 TS
Analysis Time 6/1/2018 11:27 AM **Analyst Name** ISPUser
Report Time 6/6/2018 12:33 PM **Reporter Name** ISPUser
Last Calib Update 6/1/2018 11:27 AM **Batch State** Processed

Analysis Info

Acq Time 2018-05-29 23:08 **Data File** b cal 3-25ng.d
Sample Type Calibration **Sample Name** b cal 3-25ng.d
Dilution 1 **Acq Method** MD Quant Panel 1b 12-12-17.m
Position P1-C1 **Sample Info**
Inj Vol -1 **Comment** AM 28

Sample Chromatogram



Results

Compound	ISTD Compound	RT	Response	ISTD Resp	Resp Ratio	Final Conc
Oxymorphone	Oxymorphone-D3	1.608	203748	284535	0.7161	23.9661
Dihydrocodeine	Dihydrocodeine-D6	3.915	177207	396749	0.4466	24.7373
Naloxone	Naloxone-D5	4.092	300137	758056	0.3959	22.0072
Noroxycodone	Noroxycodone-D3	4.379	271584	392687	0.6916	23.3617
Naltrexone	Naltrexone-D3	4.631	369602	669079	0.5524	25.1436
Acetyl Norfentanyl	Acetyl Norfentanyl-D5	4.764	65294	1054950	0.0619	2.2627
Naltrexol	Naltrexol-D3	4.930	924990	1491162	0.6203	24.8375
O-desmethyl-tramadol	O-desmethyl-tramadol-D6	5.076	2215638	4157774	0.5329	25.5654
Ketamine	Ketamine-D4	5.921	1188371	1993811	0.5960	25.5637
Norfentanyl	Norfentanyl-D5	5.964	109536	2369550	0.0462	2.3092
alpha-PVP	alpha-PVP-d8	6.288	855220	1728461	0.4948	25.0936
Acetyl Fentanyl	Acetyl Fentanyl-D5	6.601	107871	2982369	0.0362	2.3411
Norbuprenorphine	Norbuprenorphine-D3	6.935	1821	59774	0.0305	2.7403
Fentanyl	Fentanyl-D5	7.019	95580	2328492	0.0410	2.3410
EDDP	EDDP-D3	7.150	179980	373860	0.4814	23.8166
Sufentanil	Sufentanil-D5	7.379	76579	1364978	0.0561	2.5647
Quetiapine	Quetiapine-D8	7.380	1911615	739216	2.5860	25.3770
Cyclobenzaprine	Cyclobenzaprine-D3	7.433	672331	1000825	0.6718	25.8023
Methadone	Methadone-D9	7.463	2498805	3899246	0.6408	25.4928

ISP FORENSICS - Pocatello Instrument # 59740
Multi-Drug Confirmatory Analysis Report

TS
b cal 3-25ng

Compound	ISTD Compound	RT	Response	ISTD Resp	Resp Ratio	Final Conc
Fluoxetine	Fluoxetine-D6	7.504	1111080	2053756	0.5410	27.6523
Oxazepam	Oxazepam-D5	7.529	270344	670707	0.4031	23.8830
Sertraline	Sertraline-D3	7.565	400075	809033	0.4945	24.1789
Temazepam	Temazepam-D5	7.587	903851	2151215	0.4202	23.4087
Buprenorphine	Buprenorphine-D4	7.637	65665	737052	0.0891	2.2897
Nordiazepam	Nordiazepam-D5	7.655	554796	622336	0.8915	25.7344
Diazepam	Diazepam-D5	7.712	473953	736709	0.6433	24.3260

TS
P

ISP FORENSICS - Pocatello Instrument # 59740

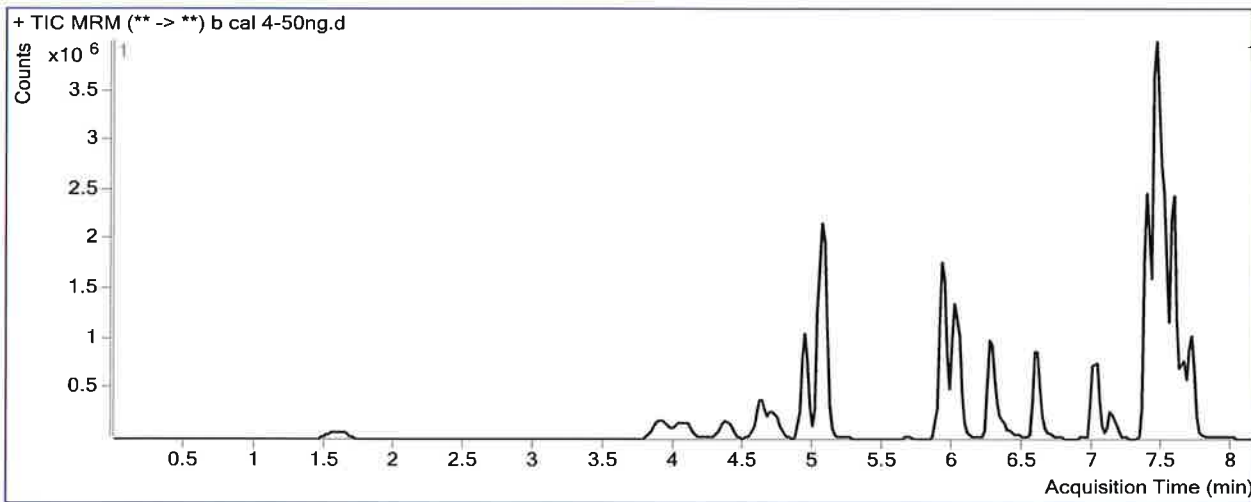
Multi-Drug Confirmatory Analysis Report

Batch Data Path C:\MassHunter\Data\2018\MD Quant\052918 MDQ P1 P2 TS\QuantResults\052918 MDQ P1b worklist 2427 TS
Analysis Time 6/1/2018 11:27 AM **Analyst Name** ISPUser
Report Time 6/6/2018 11:36 AM **Reporter Name** ISPUser
Last Calib Update 6/1/2018 11:27 AM **Batch State** Processed

Analysis Info

Acq Time 2018-05-29 23:40 **Data File** b cal 4-50ng.d
Sample Type Calibration **Sample Name** b cal 4-50ng.d
Dilution 1 **Acq Method** MD Quant Panel 1b 12-12-17.m
Position P1-D1 **Sample Info**
Inj Vol -1 **Comment** AM 28

Sample Chromatogram



Results

Compound	ISTD Compound	RT	Response	ISTD Resp	Resp Ratio	Final Conc
Oxymorphone	Oxymorphone-D3	1.608	411091	288092	1.4269	45.7136
Dihydrocodeine	Dihydrocodeine-D6	3.915	377815	413114	0.9146	49.5366
Naloxone	Naloxone-D5	4.092	626086	722617	0.8664	44.7978
Noroxycodone	Noroxycodone-D3	4.399	556826	398608	1.3969	45.7508
Naltrexone	Naltrexone-D3	4.631	713590	648632	1.1001	49.2824
Acetyl Norfentanyl	Acetyl Norfentanyl-D5	4.764	140606	1113501	0.1263	4.2993
Naltrexol	Naltrexol-D3	4.930	1874263	1503617	1.2465	48.9298
O-desmethyl-tramadol	O-desmethyl-tramadol-D6	5.076	4501699	4304749	1.0458	50.5017
Ketamine	Ketamine-D4	5.921	2448076	2155848	1.1356	48.2788
Norfentanyl	Norfentanyl-D5	5.964	224031	2531873	0.0885	4.2026
alpha-PVP	alpha-PVP-d8	6.288	1768092	1864896	0.9481	47.1312
Acetyl Fentanyl	Acetyl Fentanyl-D5	6.601	244231	3353116	0.0728	4.4595
Norbuprenorphine	Norbuprenorphine-D3	6.914	4782	61790	0.0774	5.0186
Fentanyl	Fentanyl-D5	7.019	221884	2607049	0.0851	4.6184
EDDP	EDDP-D3	7.130	398238	411914	0.9668	45.4924
Sufentanil	Sufentanil-D5	7.379	158003	1497931	0.1055	4.7231
Quetiapine	Quetiapine-D8	7.380	3791268	776016	4.8856	47.5709
Cyclobenzaprine	Cyclobenzaprine-D3	7.433	1386020	1086543	1.2756	47.8877
Methadone	Methadone-D9	7.463	5381773	4098846	1.3130	52.2512

ISP FORENSICS - Pocatello Instrument # 59740
Multi-Drug Confirmatory Analysis Report

TS
b cal 4-50ng

Compound	ISTD Compound	RT	Response	ISTD Resp	Resp Ratio	Final Conc
Fluoxetine	Fluoxetine-D6	7.504	2415062	2274563	1.0618	50.1737
Oxazepam	Oxazepam-D5	7.529	450156	542200	0.8302	46.9628
Sertraline	Sertraline-D3	7.565	850914	848568	1.0028	46.6909
Temazepam	Temazepam-D5	7.587	1716380	2000696	0.8579	45.6887
Buprenorphine	Buprenorphine-D4	7.637	151122	813044	0.1859	4.5427
Nordiazepam	Nordiazepam-D5	7.655	1042462	591034	1.7638	50.2297
Diazepam	Diazepam-D5	7.712	962953	756842	1.2723	46.3928

TS 

ISP FORENSICS - Pocatello Instrument # 59740

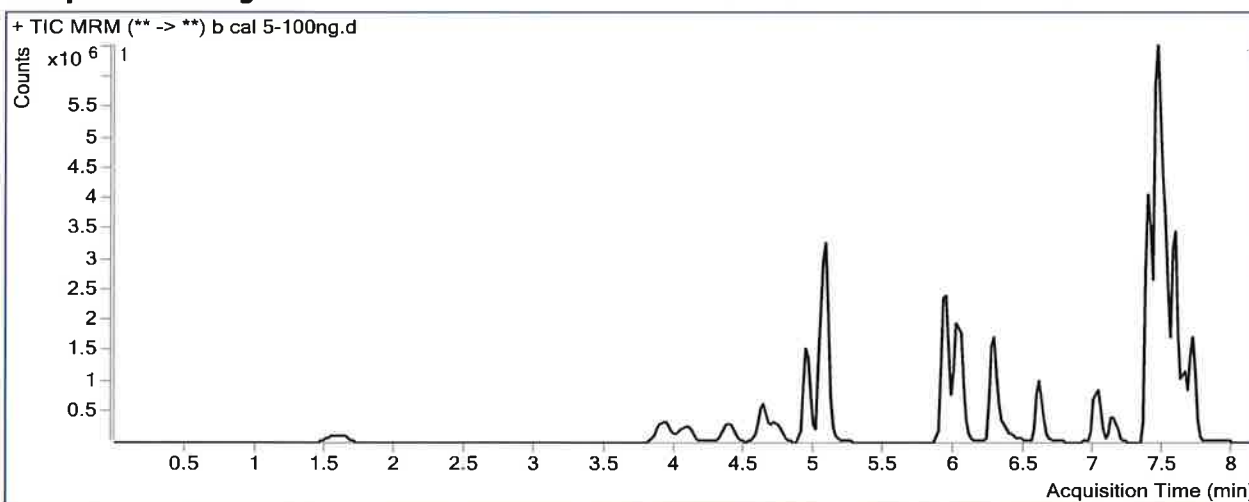
Multi-Drug Confirmatory Analysis Report

Batch Data Path C:\MassHunter\Data\2018\MD Quant\052918 MDQ P1 P2 TS\QuantResults\052918 MDQ P1b worklist 2427 TS
Analysis Time 6/1/2018 11:27 AM **Analyst Name** ISPUser
Report Time 6/6/2018 11:36 AM **Reporter Name** ISPUser
Last Calib Update 6/1/2018 11:27 AM **Batch State** Processed

Analysis Info

Acq Time 2018-05-30 00:11 **Data File** b cal 5-100ng.d
Sample Type Calibration **Sample Name** b cal 5-100ng.d
Dilution 1 **Acq Method** MD Quant Panel 1b 12-12-17.m
Position P1-E1 **Sample Info**
Inj Vol -1 **Comment** AM 28

Sample Chromatogram



Results

Compound	ISTD Compound	RT	Response	ISTD Resp	Resp Ratio	Final Conc
Oxymorphone	Oxymorphone-D3	1.608	804265	257720	3.1207	97.5300
Dihydrocodeine	Dihydrocodeine-D6	3.915	752601	397278	1.8944	101.4683
Naloxone	Naloxone-D5	4.092	1188403	638454	1.8614	92.9944
Noroxycodone	Noroxycodone-D3	4.399	1048665	361111	2.9040	93.5902
Naltrexone	Naltrexone-D3	4.631	1287632	568889	2.2634	100.5475
Acetyl Norfentanyl	Acetyl Norfentanyl-D5	4.784	317646	1120034	0.2836	9.2763
Naltrexol	Naltrexol-D3	4.930	3528668	1387421	2.5433	98.8247
O-desmethyl-tramadol	O-desmethyl-tramadol-D6	5.076	8943111	4140991	2.1597	104.6618
Ketamine	Ketamine-D4	5.921	5028474	2036133	2.4696	104.4462
Norfentanyl	Norfentanyl-D5	5.964	485834	2320975	0.2093	9.6172
alpha-PVP	alpha-PVP-d8	6.288	3611561	1888367	1.9125	94.0178
Acetyl Fentanyl	Acetyl Fentanyl-D5	6.601	500126	3242473	0.1542	9.1626
Norbuprenorphine	Norbuprenorphine-D3	6.935	10375	57738	0.1797	9.9838
Fentanyl	Fentanyl-D5	7.019	448868	2483284	0.1808	9.5621
EDDP	EDDP-D3	7.130	738073	356221	2.0720	94.8445
Sufentanil	Sufentanil-D5	7.379	317406	1403892	0.2261	9.9950
Quetiapine	Quetiapine-D8	7.380	7479313	704540	10.6159	102.8767
Cyclobenzaprine	Cyclobenzaprine-D3	7.433	2808337	1043206	2.6920	99.6920
Methadone	Methadone-D9	7.463	10454218	3890843	2.6869	106.9453

ISP FORENSICS - Pocatello Instrument # 59740
Multi-Drug Confirmatory Analysis Report

TS
D
b cal 5-100ng

Compound	ISTD Compound	RT	Response	ISTD Resp	Resp Ratio	Final Conc
Fluoxetine	Fluoxetine-D6	7.504	4512803	2181635	2.0685	93.7128
Oxazepam	Oxazepam-D5	7.529	656421	381560	1.7204	95.0559
Sertraline	Sertraline-D3	7.565	1740789	837051	2.0797	94.3901
Temazepam	Temazepam-D5	7.587	3145111	1701500	1.8484	96.1058
Buprenorphine	Buprenorphine-D4	7.637	303325	761401	0.3984	9.4897
Nordiazepam	Nordiazepam-D5	7.655	1797248	504756	3.5606	100.6859
Diazepam	Diazepam-D5	7.712	1851873	690737	2.6810	95.8134

TS
D

ISP FORENSICS - Pocatello Instrument # 59740

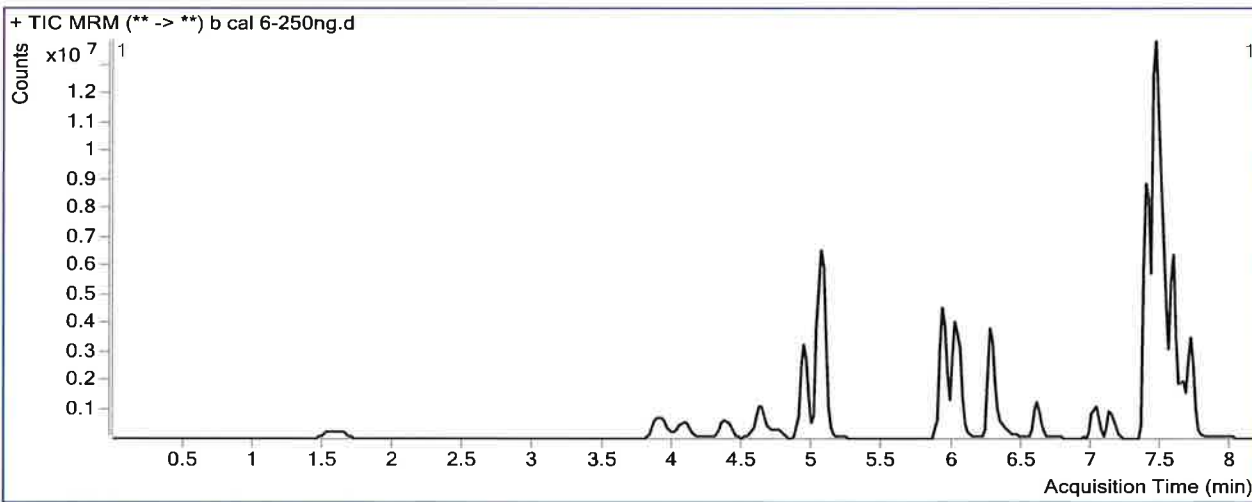
Multi-Drug Confirmatory Analysis Report

Batch Data Path C:\MassHunter\Data\2018\MD Quant\052918 MDQ P1 P2 TS\QuantResults\052918 MDQ P1b worklist 2427 TS
Analysis Time 6/1/2018 11:27 AM **Analyst Name** ISPUser
Report Time 6/6/2018 11:36 AM **Reporter Name** ISPUser
Last Calib Update 6/1/2018 11:27 AM **Batch State** Processed

Analysis Info

Acq Time 2018-05-30 00:43 **Data File** b cal 6-250ng.d
Sample Type Calibration **Sample Name** b cal 6-250ng.d
Dilution 1 **Acq Method** MD Quant Panel 1b 12-12-17.m
Position P1-F1 **Sample Info**
Inj Vol -1 **Comment** AM 28

Sample Chromatogram



Results

Compound	ISTD Compound	RT	Response	ISTD Resp	Resp Ratio	Final Conc
Oxymorphone	Oxymorphone-D3	1.608	2078312	272369	7.6305	235.4973
Dihydrocodeine	Dihydrocodeine-D6	3.915	1855865	386392	4.8031	255.6289
Naloxone	Naloxone-D5	4.092	2664118	596595	4.4655	219.1419
Noroxycodone	Noroxycodone-D3	4.379	2781977	338919	8.2084	261.9690
Naltrexone	Naltrexone-D3	4.611	2831500	501481	5.6463	249.6296
Acetyl Norfentanyl	Acetyl Norfentanyl-D5	4.764	686262	947236	0.7245	23.2232
Naltrexol	Naltrexol-D3	4.930	8642462	1339822	6.4505	249.1499
O-desmethyl-tramadol	O-desmethyl-tramadol-D6	5.056	22192554	4026294	5.5119	267.6545
Ketamine	Ketamine-D4	5.921	11755550	2094691	5.6121	236.7507
Norfentanyl	Norfentanyl-D5	5.964	1076354	1932117	0.5571	25.1999
alpha-PVP	alpha-PVP-d8	6.268	9481383	1812970	5.2298	255.2858
Acetyl Fentanyl	Acetyl Fentanyl-D5	6.601	1226015	2972027	0.4125	24.0844
Norbuprenorphine	Norbuprenorphine-D3	6.935	24652	49741	0.4956	25.3175
Fentanyl	Fentanyl-D5	7.019	1064962	2370278	0.4493	23.4424
EDDP	EDDP-D3	7.130	1997155	372659	5.3592	241.6410
Sufentanil	Sufentanil-D5	7.379	758692	1434979	0.5287	23.2228
Quetiapine	Quetiapine-D8	7.380	18474935	699550	26.4098	255.3100
Cyclobenzaprine	Cyclobenzaprine-D3	7.433	6881893	1071064	6.4253	236.2344
Methadone	Methadone-D9	7.463	26594964	4164298	6.3864	254.2241

ISP FORENSICS - Pocatello Instrument # 59740
Multi-Drug Confirmatory Analysis Report

TS J

b cal 6-250ng

Compound	ISTD Compound	RT	Response	ISTD Resp	Resp Ratio	Final Conc
Fluoxetine	Fluoxetine-D6	7.504	10153775	1963455	5.1714	227.8988
Oxazepam	Oxazepam-D5	7.529	1115030	265535	4.1992	228.9863
Sertraline	Sertraline-D3	7.565	3935816	798511	4.9289	220.5926
Temazepam	Temazepam-D5	7.587	6757697	1473863	4.5850	235.3940
Buprenorphine	Buprenorphine-D4	7.637	713242	737030	0.9677	22.7438
Nordiazepam	Nordiazepam-D5	7.655	2935570	364610	8.0513	226.7851
Diazepam	Diazepam-D5	7.712	4195421	624556	6.7174	237.4235

TS
D

ISP FORENSICS - Pocatello Instrument # 59740

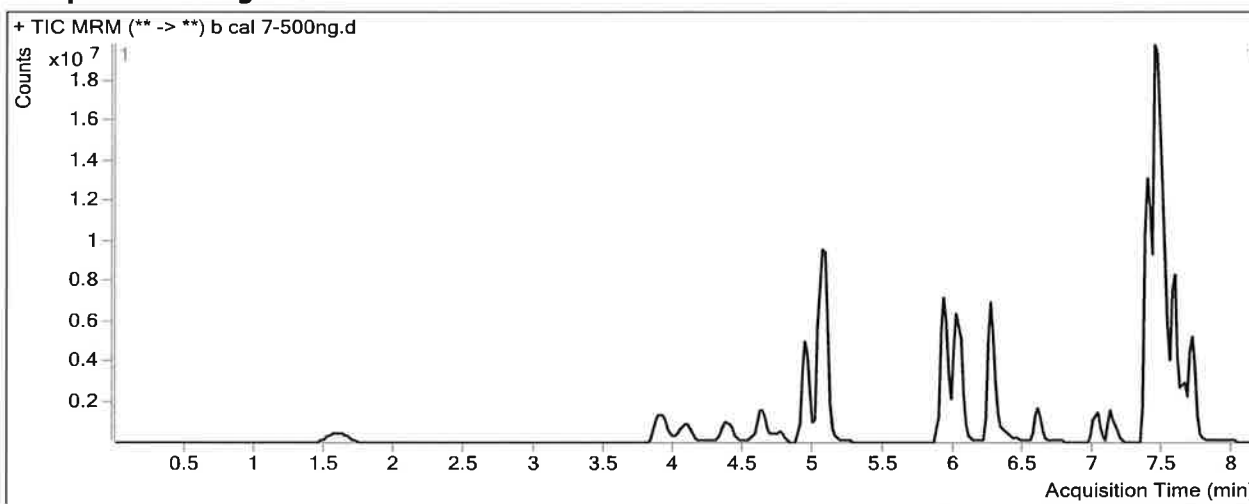
Multi-Drug Confirmatory Analysis Report

Batch Data Path C:\MassHunter\Data\2018\MD Quant\052918 MDQ P1 P2 TS\QuantResults\052918 MDQ P1b worklist 2427 TS
Analysis Time 6/1/2018 11:27 AM **Analyst Name** ISPUser
Report Time 6/6/2018 11:37 AM **Reporter Name** ISPUser
Last Calib Update 6/1/2018 11:27 AM **Batch State** Processed

Analysis Info

Acq Time 2018-05-30 01:14 **Data File** b cal 7-500ng.d
Sample Type Calibration **Sample Name** b cal 7-500ng.d
Dilution 1 **Acq Method** MD Quant Panel 1b 12-12-17.m
Position P1-G1 **Sample Info**
Inj Vol -1 **Comment** AM 28

Sample Chromatogram



Results

Compound	ISTD Compound	RT	Response	ISTD Resp	Resp Ratio	Final Conc
Oxymorphone	Oxymorphone-D3	1.608	3667812	219922	16.6778	512.2782
Dihydrocodeine	Dihydrocodeine-D6	3.915	3300254	339797	9.7124	515.8262
Naloxone	Naloxone-D5	4.092	4688355	442282	10.6004	516.3169
Noroxycodone	Noroxycodone-D3	4.379	4539289	257542	17.6254	560.8965
Naltrexone	Naltrexone-D3	4.631	4251628	372558	11.4120	503.7239
Acetyl Norfentanyl	Acetyl Norfentanyl-D5	4.764	1343586	843822	1.5923	50.6741
Naltrexol	Naltrexol-D3	4.930	14129003	1083738	13.0373	502.5754
O-desmethyl-tramadol	O-desmethyl-tramadol-D6	5.076	37751852	3373744	11.1899	543.7292
Ketamine	Ketamine-D4	5.921	20878606	1753596	11.9062	501.7468
Norfentanyl	Norfentanyl-D5	5.964	1830318	1628885	1.1237	50.5873
alpha-PVP	alpha-PVP-d8	6.268	16751030	1524567	10.9874	535.1962
Acetyl Fentanyl	Acetyl Fentanyl-D5	6.601	2378433	2788888	0.8528	49.5228
Norbuprenorphine	Norbuprenorphine-D3	6.935	39009	43011	0.9069	45.2835
Fentanyl	Fentanyl-D5	7.019	1882544	1977174	0.9521	49.4330
EDDP	EDDP-D3	7.130	3359315	306276	10.9683	492.1214
Sufentanil	Sufentanil-D5	7.379	1213554	1103312	1.0999	48.1906
Quetiapine	Quetiapine-D8	7.380	27072903	529665	51.1133	493.7341
Cyclobenzaprine	Cyclobenzaprine-D3	7.433	9943093	724079	13.7321	503.4764
Methadone	Methadone-D9	7.463	39077340	3128428	12.4910	497.2490

ISP FORENSICS - Pocatello Instrument # 59740
Multi-Drug Confirmatory Analysis Report

TS
↑

b cal 7-500ng

Compound	ISTD Compound	RT	Response	ISTD Resp	Resp Ratio	Final Conc
Fluoxetine	Fluoxetine-D6	7.504	15430463	1303614	11.8367	516.1478
Oxazepam	Oxazepam-D5	7.529	1564166	164198	9.5261	516.7997
Sertraline	Sertraline-D3	7.565	5327975	501186	10.6307	473.1407
Temazepam	Temazepam-D5	7.587	10223947	1032914	9.8982	505.8243
Buprenorphine	Buprenorphine-D4	7.637	1316727	595377	2.2116	51.7002
Nordiazepam	Nordiazepam-D5	7.655	4832708	256714	18.8253	529.3262
Diazepam	Diazepam-D5	7.712	6815055	473694	14.3871	506.4957

TS
P

ISP FORENSICS - Pocatello Instrument # 59740

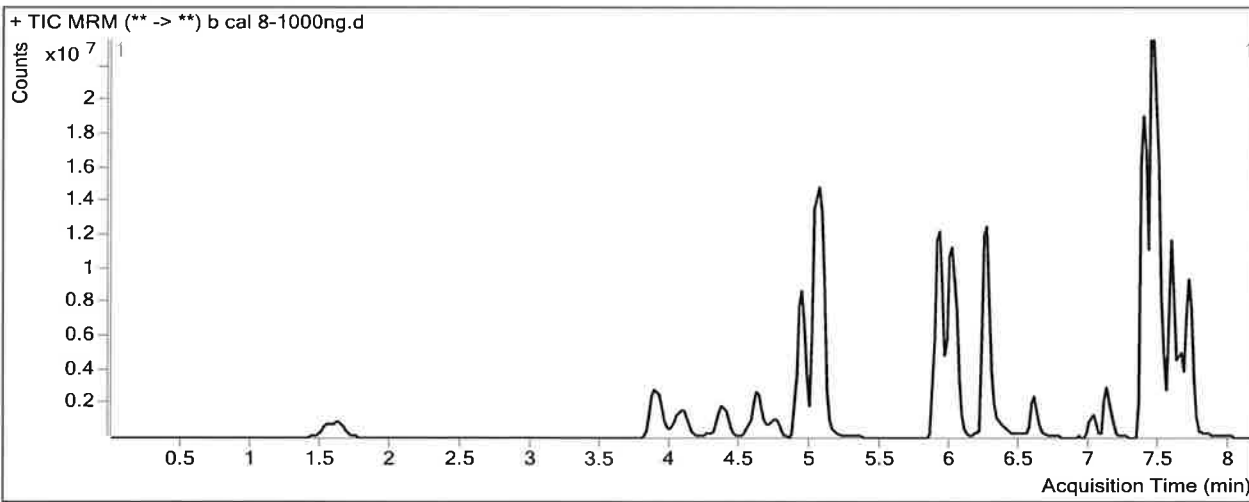
Multi-Drug Confirmatory Analysis Report

Batch Data Path C:\MassHunter\Data\2018\MD Quant\052918 MDQ P1 P2 TS\QuantResults\052918 MDQ P1b worklist 2427 TS
Analysis Time 6/1/2018 11:27 AM **Analyst Name** ISPUser
Report Time 6/6/2018 11:37 AM **Reporter Name** ISPUser
Last Calib Update 6/1/2018 11:27 AM **Batch State** Processed

Analysis Info

Acq Time 2018-05-30 01:46 **Data File** b cal 8-1000ng.d
Sample Type Calibration **Sample Name** b cal 8-1000ng.d
Dilution 1 **Acq Method** MD Quant Panel 1b 12-12-17.m
Position P1-H1 **Sample Info**
Inj Vol -1 **Comment** AM 28

Sample Chromatogram



Results

Compound	ISTD Compound	RT	Response	ISTD Resp	Resp Ratio	Final Conc
Oxymorphone	Oxymorphone-D3	1.608	7726588	234720	32.9184	1009.1241
Dihydrocodeine	Dihydrocodeine-D6	3.895	6579790	364170	18.0679	958.6694
Naloxone	Naloxone-D5	4.070	8691783	410847	21.1558	1027.6269
Noroxycodone	Noroxycodone-D3	4.379	7417403	235767	31.4607	1000.0744
Naltrexone	Naltrexone-D3	4.611	7456142	325953	22.8749	1008.8908
Acetyl Norfentanyl	Acetyl Norfentanyl-D5	4.764	3102175	959641	3.2326	102.5656
Naltrexol	Naltrexol-D3	4.930	27192290	1046757	25.9777	1000.4512
O-desmethyl-tramadol	O-desmethyl-tramadol-D6	5.056	67314434	3503267	19.2148	933.9132
Ketamine	Ketamine-D4	5.901	42661481	1777368	24.0026	1011.0359
Norfentanyl	Norfentanyl-D5	5.944	3753344	1678317	2.2364	100.4460
alpha-PVP	alpha-PVP-d8	6.268	31790998	1518756	20.9323	1018.6698
Acetyl Fentanyl	Acetyl Fentanyl-D5	6.601	4145396	2335848	1.7747	102.7827
Norbuprenorphine	Norbuprenorphine-D3	6.914	56862	25869	2.1981	107.9523
Fentanyl	Fentanyl-D5	7.019	2135369	1073837	1.9885	103.0020
EDDP	EDDP-D3	7.130	6908401	301425	22.9191	1025.8038
Sufentanil	Sufentanil-D5	7.399	1254683	529154	2.3711	103.7552
Quetiapine	Quetiapine-D8	7.380	43597884	520945	83.6899	808.1453
Cyclobenzaprine	Cyclobenzaprine-D3	7.433	7338704	265651	27.6254	1011.6194
Methadone	Methadone-D9	7.463	51281545	2442632	20.9944	835.7667

ISP FORENSICS - Pocatello Instrument # 59740
Multi-Drug Confirmatory Analysis Report

TS
P
b cal 8-1000ng

Compound	ISTD Compound	RT	Response	ISTD Resp	Resp Ratio	Final Conc
Fluoxetine	Fluoxetine-D6	7.504	6041792	259944	23.2427	1009.4146
Oxazepam	Oxazepam-D5	7.529	2890282	154606	18.6944	1012.1635
Sertraline	Sertraline-D3	7.585	1896417	79096	23.9760	1064.2418
Temazepam	Temazepam-D5	7.587	22310354	1118337	19.9496	1017.4261
Buprenorphine	Buprenorphine-D4	7.637	1753253	402623	4.3546	101.5877
Nordiazepam	Nordiazepam-D5	7.655	7694609	217967	35.3017	991.9930
Diazepam	Diazepam-D5	7.712	13139878	455591	28.8414	1013.5960